



ICHEP2018 SEOUL

XXXIX INTERNATIONAL CONFERENCE ON *high Energy* PHYSICS  
JULY 4 - 11, 2018 COEX, SEOUL

# Constraints on proton PDFs with the ATLAS detector

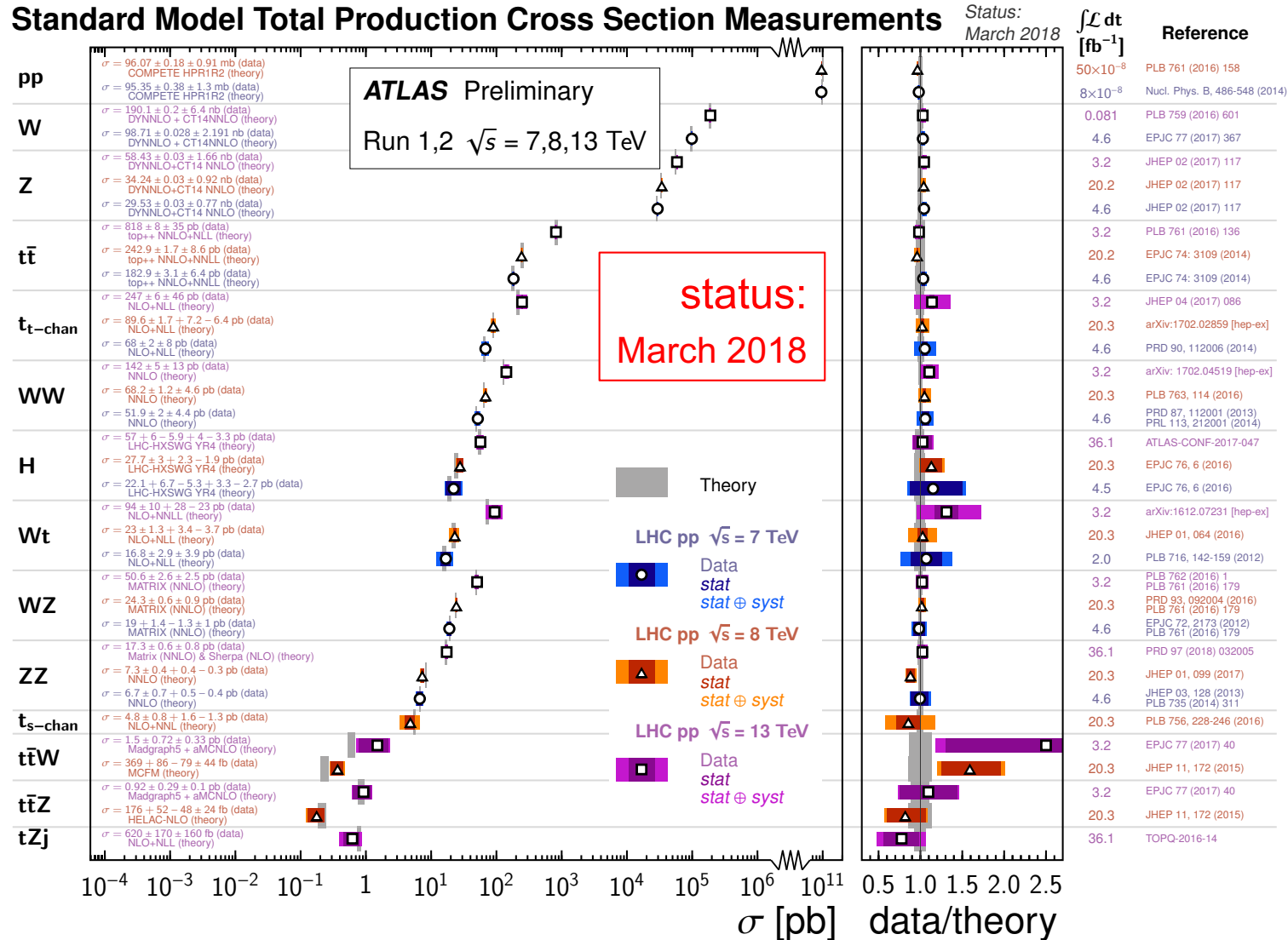
Claire Gwenlan, Oxford

on behalf of the ATLAS collaboration



# ATLAS SM measurements

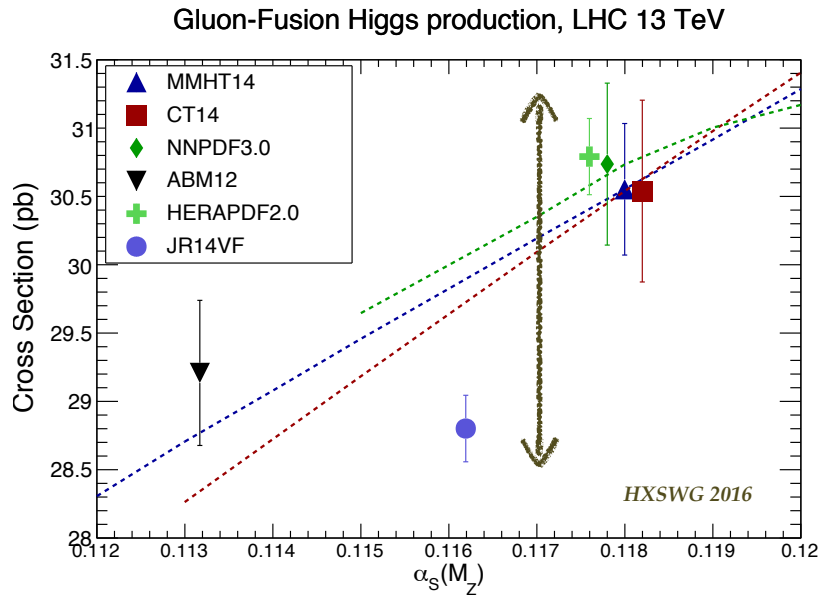
... providing insight into pQCD, **proton structure (pdfs)**, non-pert. effects, and other SM parameters



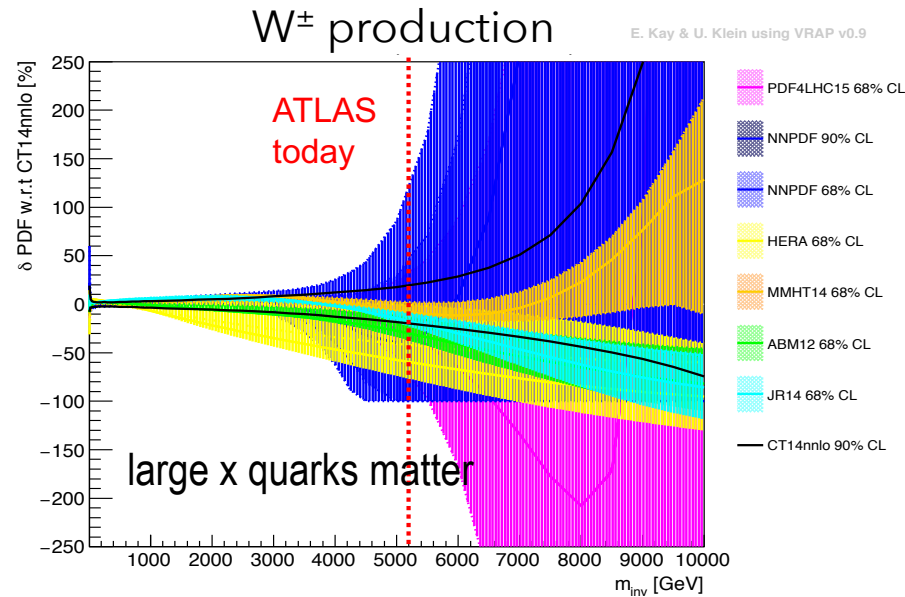
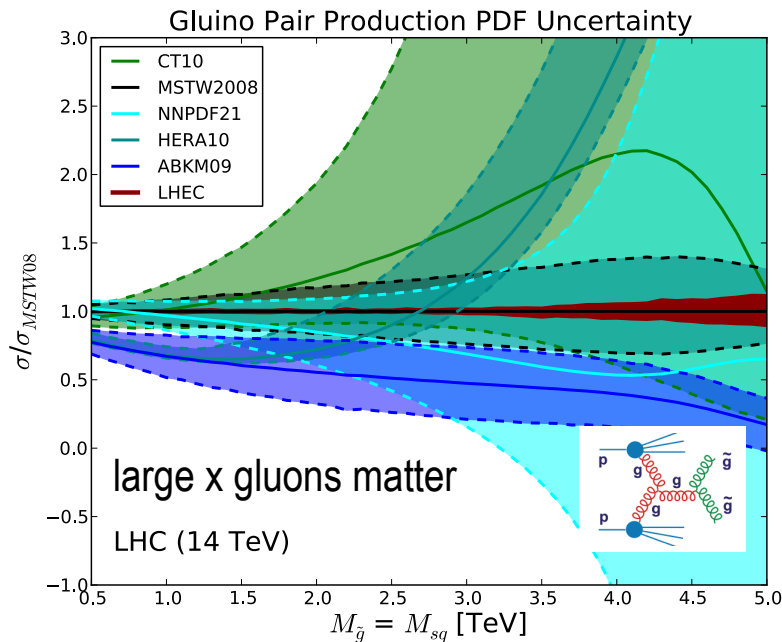
extraordinary agreement between measurements and SM predictions

# proton pdfs – why do they matter?

ATLAS 2017



Channel	$m_{W^+} - m_{W^-}$ [MeV]	Stat. Unc.	Muon Unc.	Elec. Unc.	Recoil Unc.	Bckg. Unc.	QCD Unc.	EW Unc.	PDF Unc.	Total Unc.
$W \rightarrow e\nu$	-29.7	17.5	0.0	4.9	0.9	5.4	0.5	0.0	24.1	30.7
$W \rightarrow \mu\nu$	-28.6	16.3	11.7	0.0	1.1	5.0	0.4	0.0	26.0	33.2
Combined	-29.2	12.8	3.3	4.1	1.0	4.5	0.4	0.0	23.9	28.0



Mw

Higgs

BSM

...

crucial for **SM** and **BSM** physics at hadron colliders

(other questions: validity of factorisation in pp, intrinsic charm/beauty in proton, small x dynamics, ...)

# LHC measurements sensitive to pdfs

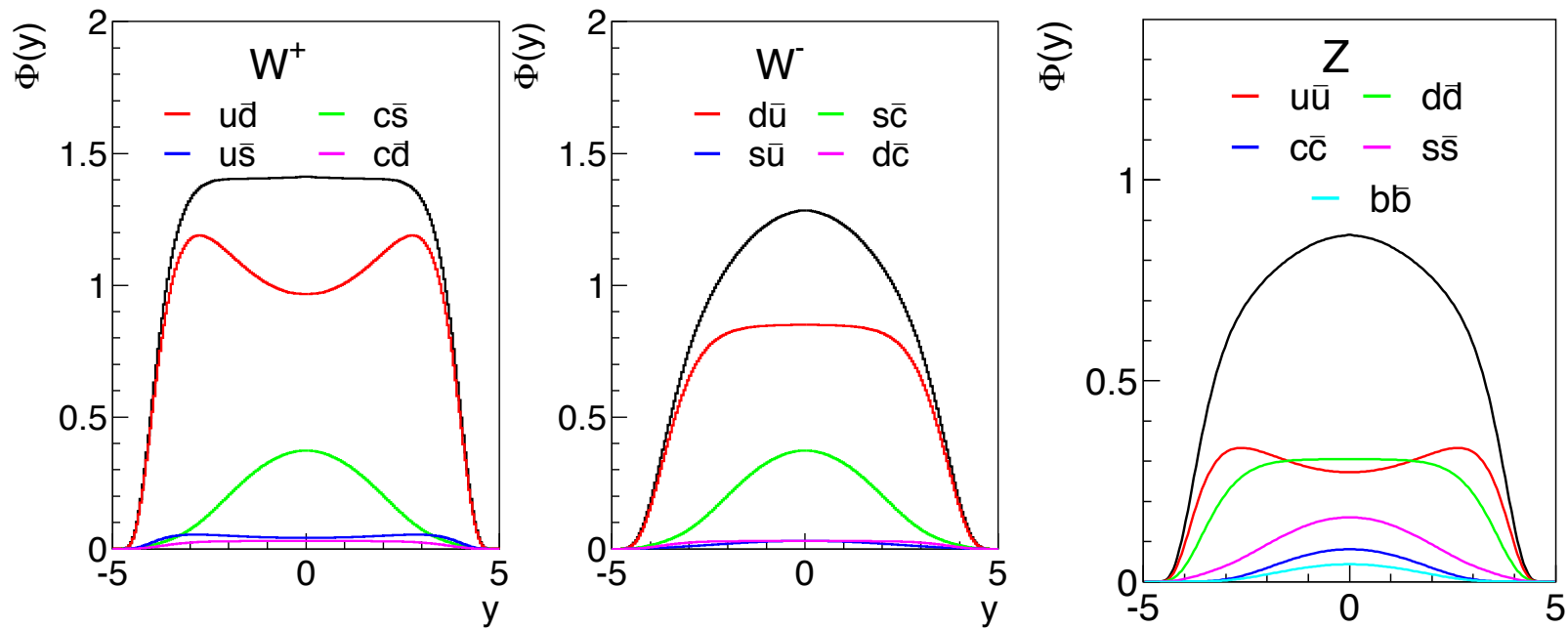

- wealth of SM measurements from ATLAS, **sensitive to pdfs**, provide:
  1. **pdf discrimination**, by confronting theoretical predictions with data
  2. **pdf improvements**, by including LHC data in QCD fits

Measurement	pdf sensitivity
Inclusive W, Z and asymmetries	Quark flavor separation (u,d,s)
W with charm quarks	Direct sensitivity to s-quark
Off peak Drell-Yan at low and high mass	Quarks at low and high x (u,d), photon pdf
Inclusive jet, dijets, trijets	High x quarks and gluon (alphas)
ttbar production (total, differential)	Gluon (alphas)
Zpt	Gluon sensitivity
W,Z, W/Z production with jets	Medium x gluon
Isolated photons	Medium and high x gluon
$\gamma$ or Z+c,b production	c, b quarks, intrinsic charm
Single top production	Gluon and b quark

extraction of precision **pdfs** requires both precise data, and precise theory calculations

# ATLAS inclusive W, Z

- sensitivity to light quarks (u, d, s)
- different quark combinations contribute to each process; **flavour separation**



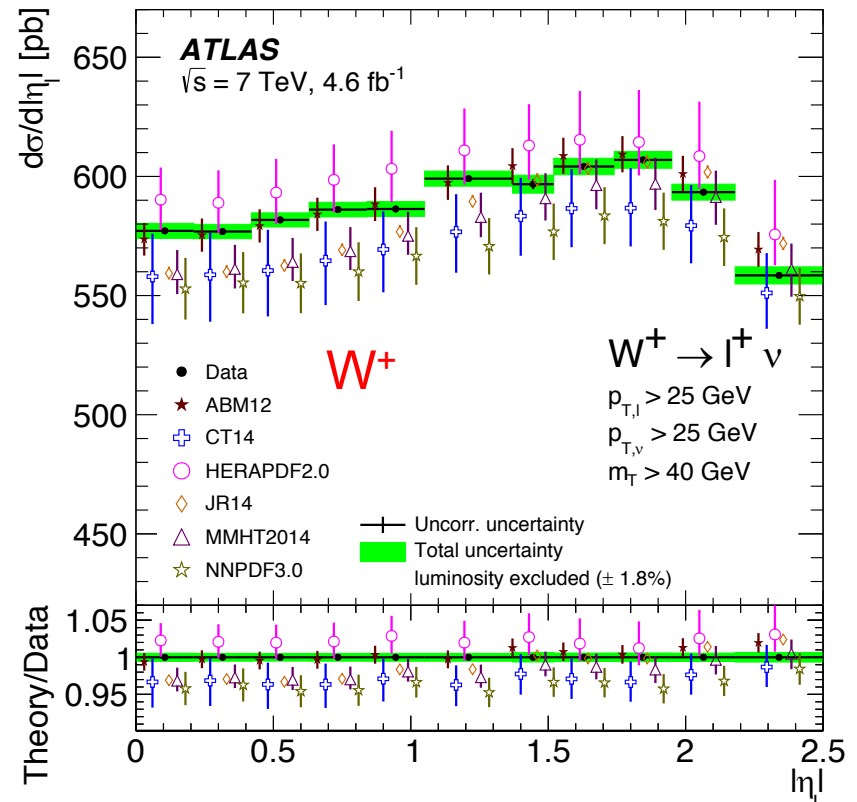
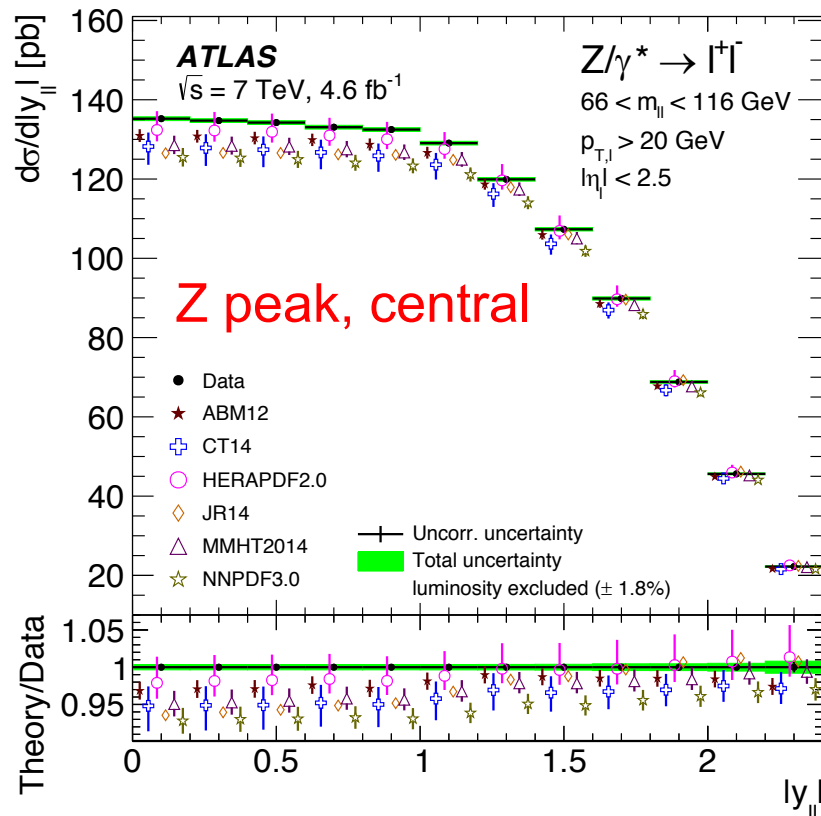
plots by S. Glazov, V. Radescu

experimentally very precise; state-of-the-art theory available (NNLO QCD + NLO EW)  
 (accurate modelling of contribution from second-generation quarks essential for precision physics)

# ultimate precision W,Z differential cross sections

ATLAS incl. W,Z differential cross sections:  $W^\pm |\eta_\parallel|$ ,  $Z |\eta_\parallel|$  (3  $m_\parallel$  central, 2  $m_\parallel$  forward)

(LM and HM drell-yan also available: LM: JHEP06 (2014) 112; HM: JHEP08 (2016) 009, PLB 725 (2013) 223)



EPJ C77 (2017) 367

4.6  $\text{fb}^{-1}$ ; extraordinary total experimental precision ( $< 1\%$  uncertainty)

**light quark pdf constraints;** enhanced from provision of both W,Z with full syst. correlations

# a strange story

**NNLO QCD analysis** (following HERAPDF ansatz; xFitter framework)

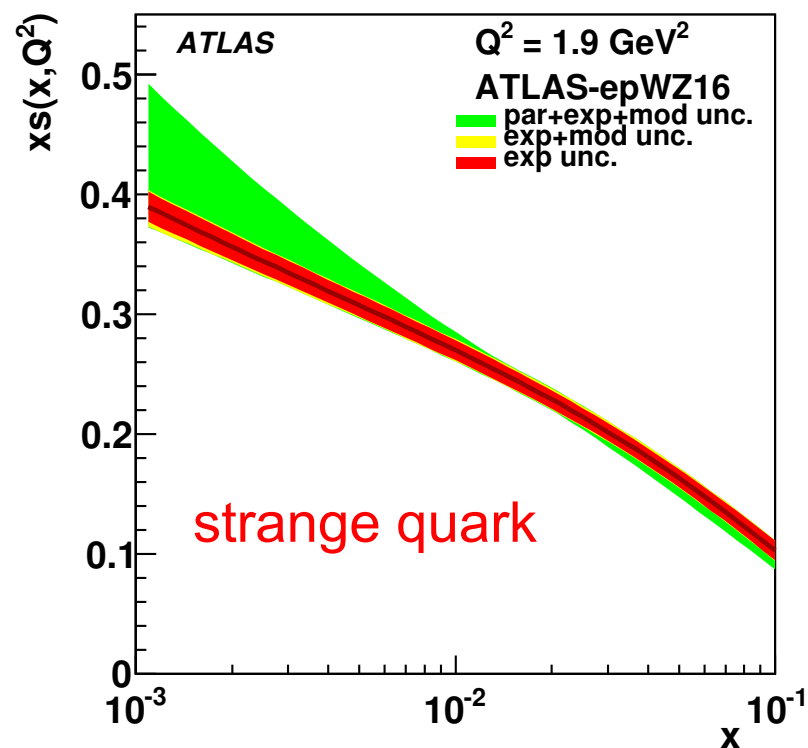
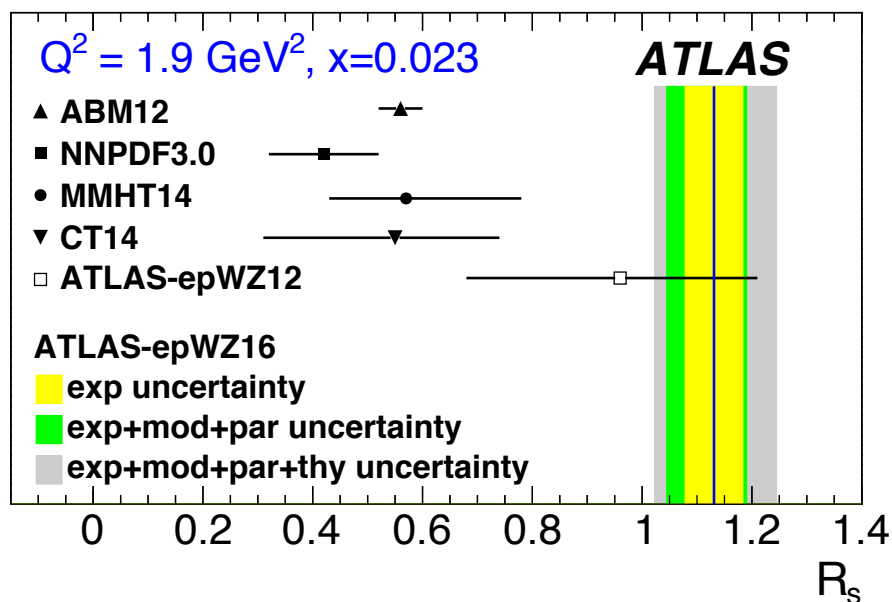
EPJ C77 (2017) 367

HERA I+II plus ATLAS (4.6 pb<sup>-1</sup>) W<sup>±</sup> |η|, Z |y<sub>ll</sub>|  
(3 m<sub>ll</sub> central, 2 m<sub>ll</sub> forward)

NLO (MCFM interfaced to APPLGRID) plus k-factors, NNLO QCD  
(DYNNLO) + NLO EW (MCSANC)

→ **ATLAS-epWZ16 pdf** (available on lhpdf)

$$R_s(x, Q^2) = \frac{s(x, Q^2) + \bar{s}(x, Q^2)}{\bar{u}(x, Q^2) + \bar{d}(x, Q^2)} \begin{cases} \approx 0.5 \text{ (from neutrino)} \\ \approx 1.0 \text{ (from ATLAS W,Z)} \end{cases}$$



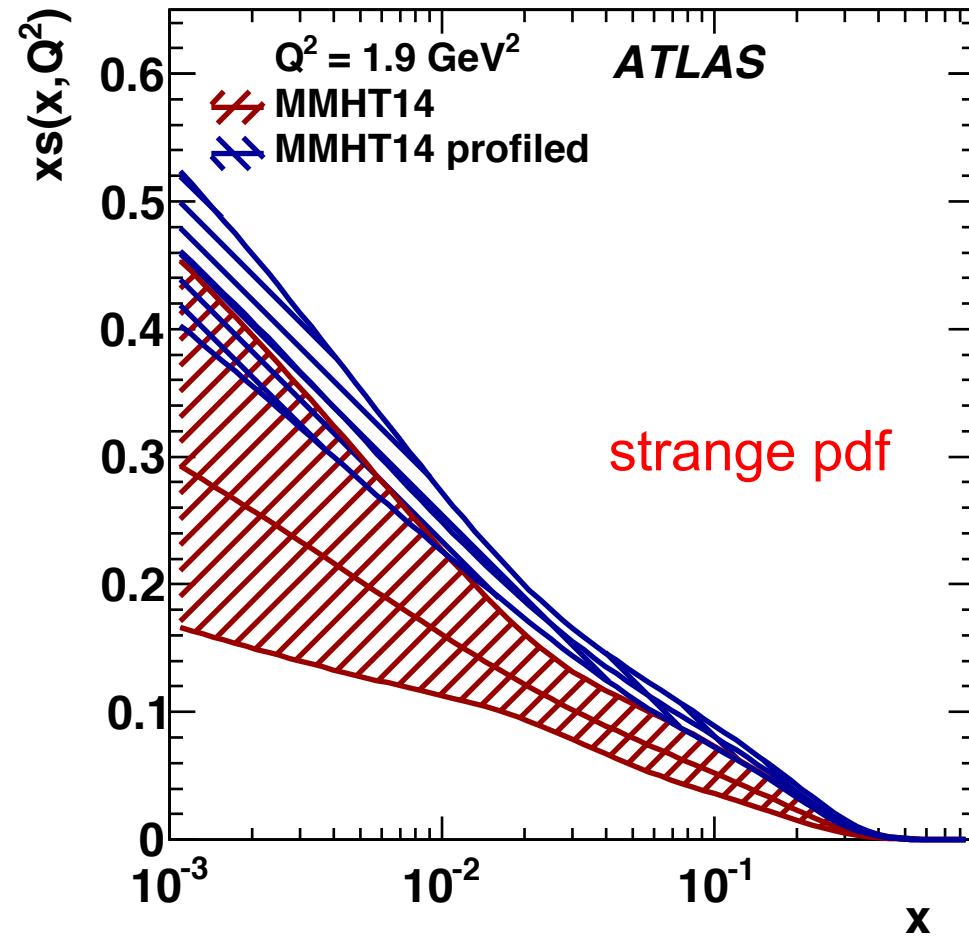
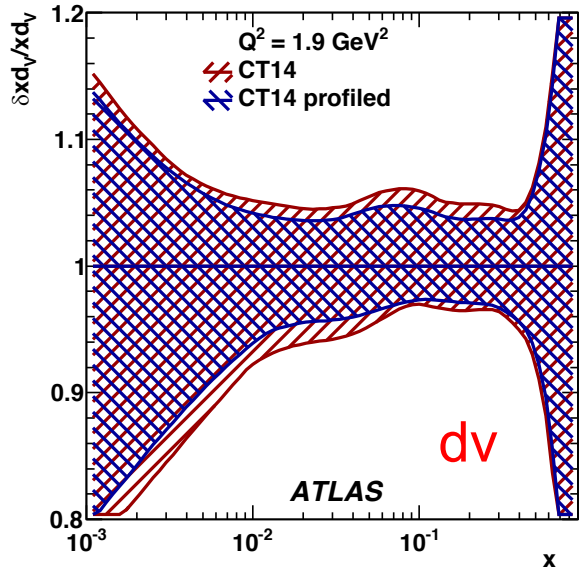
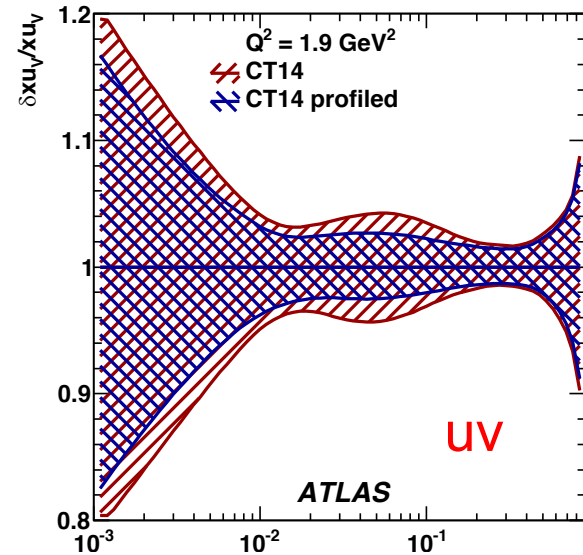
consistent with previous ATLAS results

PRL 109 (2012) 012001 (W,Z inclusive, 36 pb<sup>-1</sup>)

JHEP05 (2014) 068 (W+c analysis)

# impact on modern global pdfs

EPJ C77 (2017) 367



- profiling exercise to study impact of ATLAS inclusive W,Z (4.6 pb<sup>-1</sup>) differential cross sections on global pdf fits

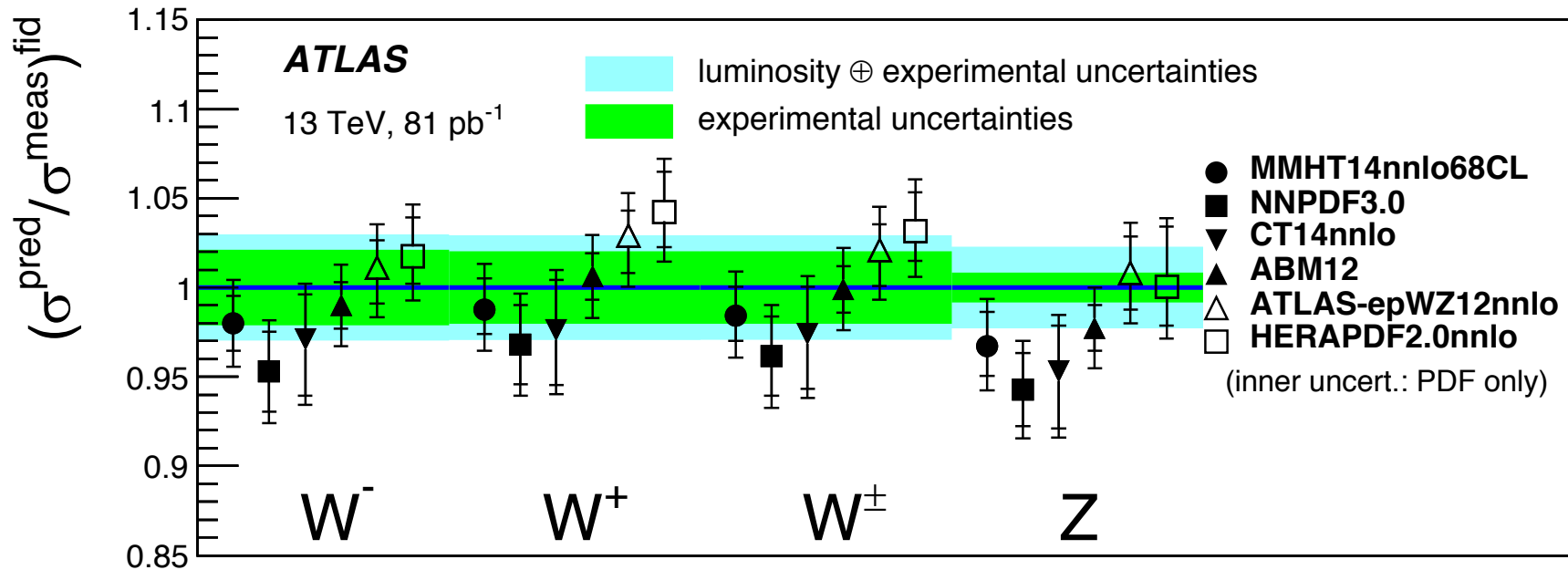
improved valence; enhanced strange, consistent with ATLAS QCD fit



# ATLAS inclusive W,Z @ 13 TeV

(syst uncerts: 2% (W), 1% (Z); lumi uncert: 2.1%)

PLB 759 (2016) 601



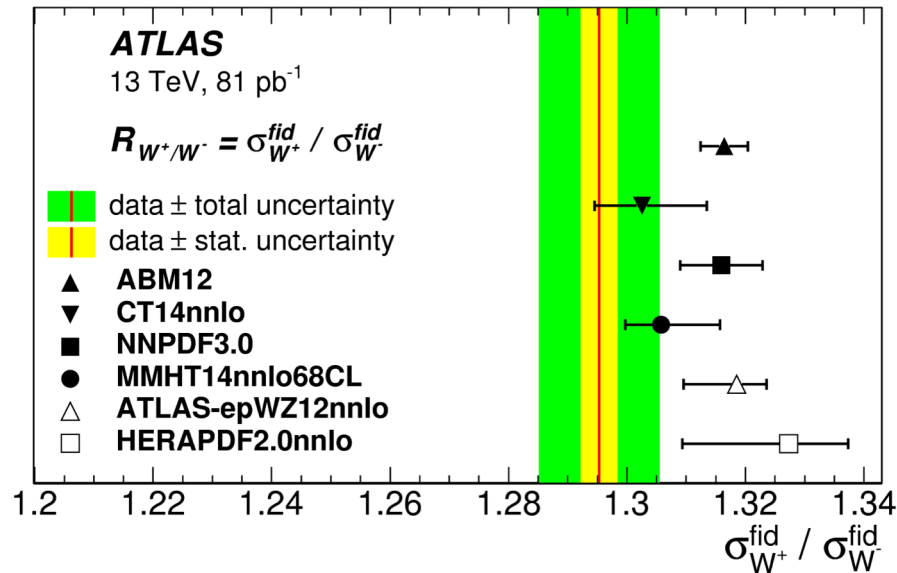
(pdfs shown use different combinations of HERA, Tevatron and LHC data)

- measurements at higher CM energy give access to different kinematic region in  $x$ , providing new and complementary **pdf sensitivity**

consistent with LHC Run 1 results and provides extra handle to constrain **pdfs**

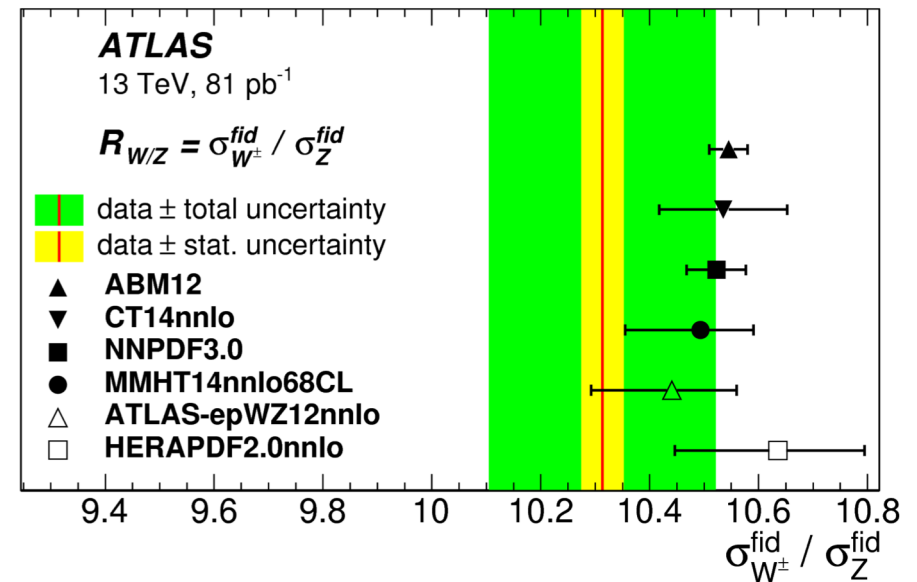
# ATLAS W and Z cross section ratios @ 13 TeV

PLB 759 (2016) 601



$W^+/W^-$ :

sensitive to valence quarks at low x



$W/Z$ :

constrains strange quark density

**cross section ratio measurements: partial cancellation of systematics**

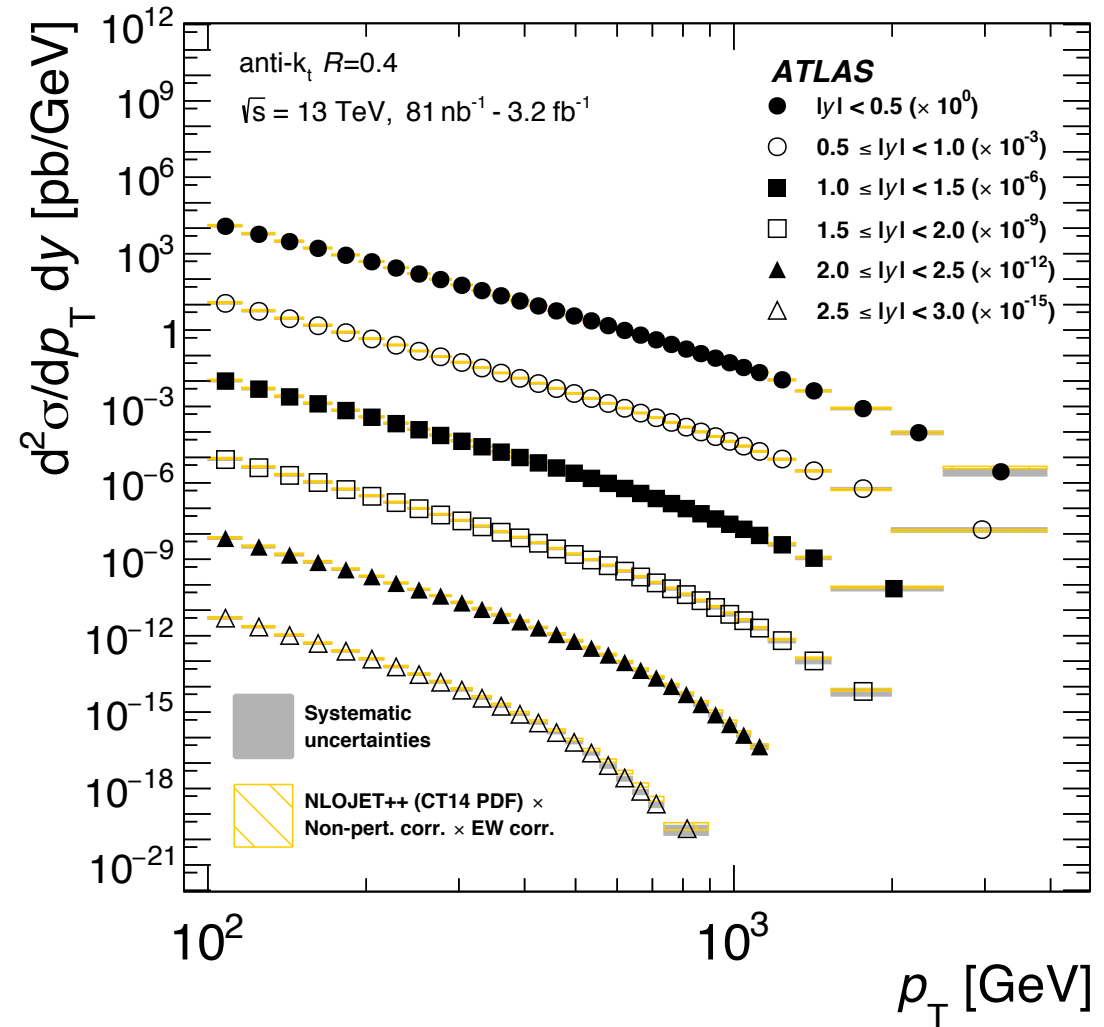
**sensitivity to pdf differences;  $W/Z$  ratio consistent with enhanced strange**

# ATLAS inclusive jet and dijets

JHEP05 (2018) 195

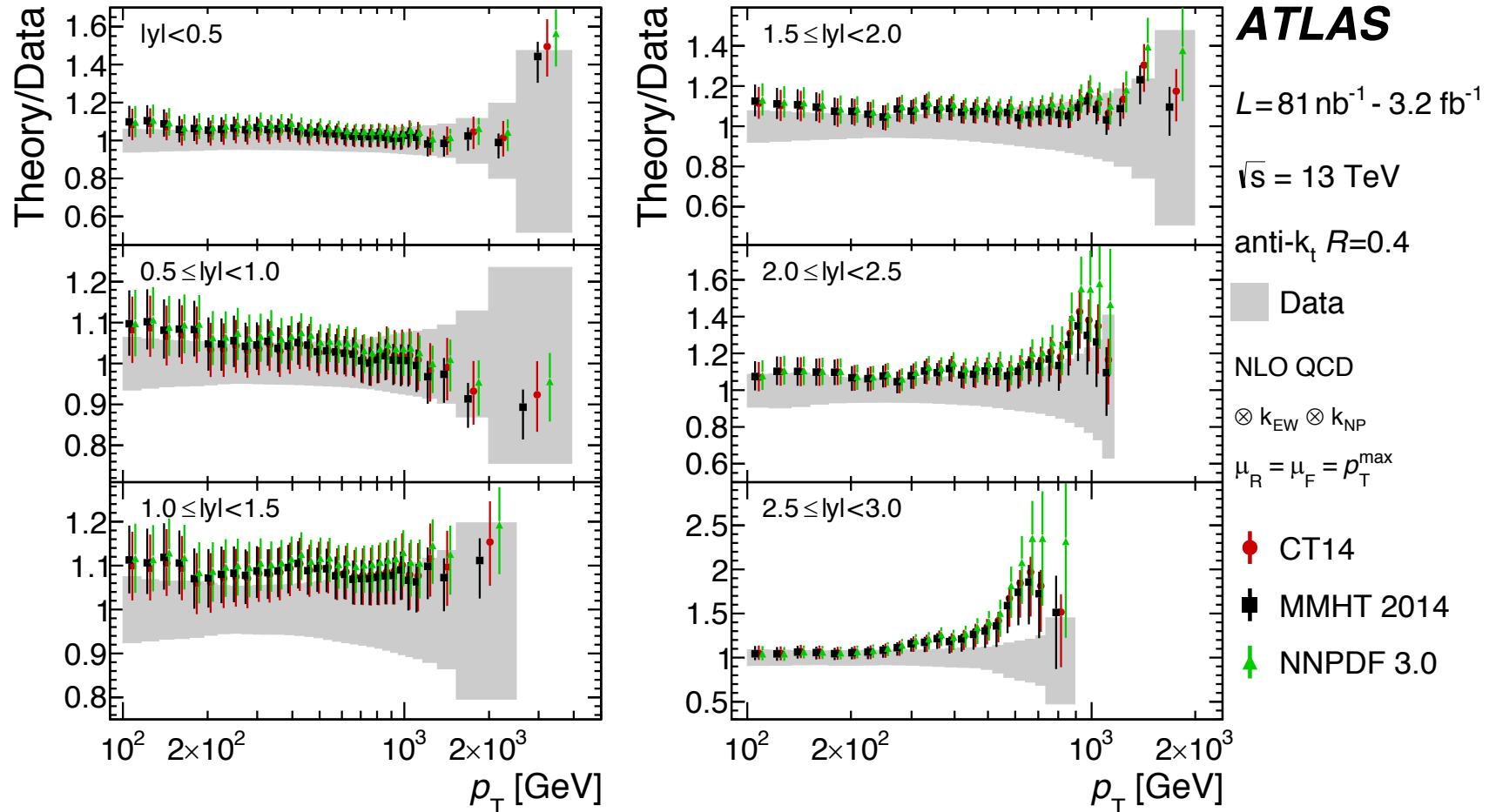
**gluon at high x very poorly known** – direct impact on BSM searches

- **jet production** in pp sensitive to **gluon** and **quarks** at high x
- new ATLAS 13 TeV measurements of **inclusive jets** (dijets) reach to  $p_T=3.5$  TeV ( $m_{jj} = 9$  TeV)



# ATLAS inclusive jets in detail

JHEP05 (2018) 195



**cf. NLO QCD** – quantitative comparisons performed for CT14, MMHT14, NNPDF3.0, ABMP16, HERAPDF2.0

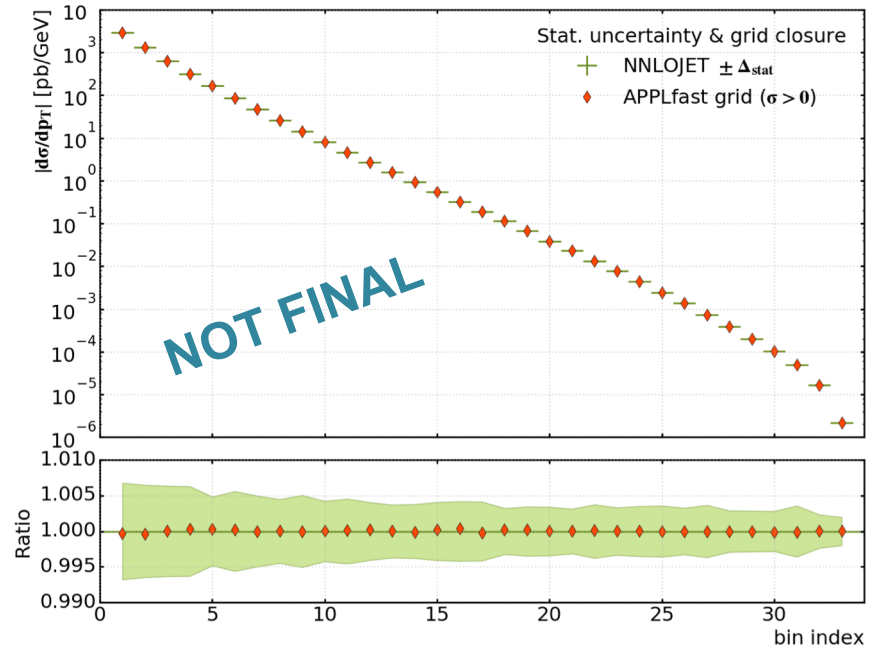
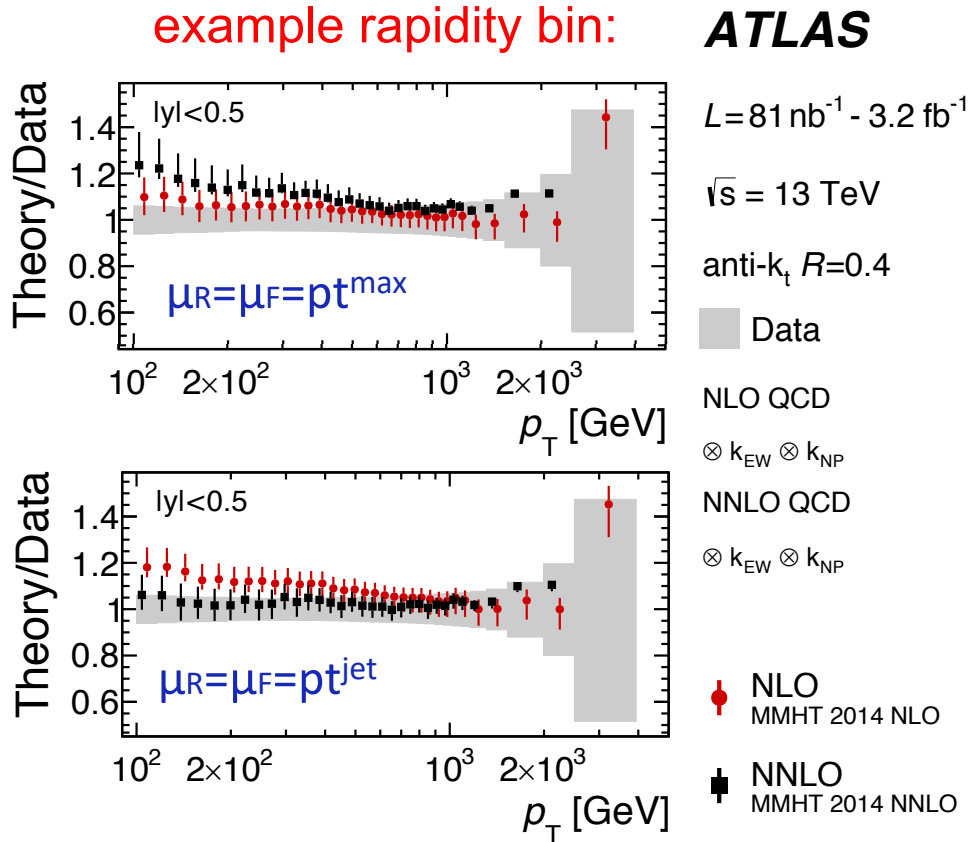
(tension when considering all rapidity bins together; also seen previously with 7,8 TeV measurements;

sensitive to exact assumptions on correlations for two-point syst., see EG. JHEP09 (2017) 020; also talk by J. Dandoy) 12

# ATLAS inclusive jets at NNLO QCD

JHEP05 (2018) 195

APPLfast coll., status report, DIS18



APPLfast reproduction of NNLOJet incl. jet cross section

- **NNLO QCD calcs. for inclusive and dijets available** (PRL 118 (2017) 072002, 119 (2017) 152001)
- **inclusive jets:** NNLO improves description for scale choice of  $p_T^{jet}$
- **APPLfast grid technology on the way to allow rigorous inclusion in pdf fits at NNLO**

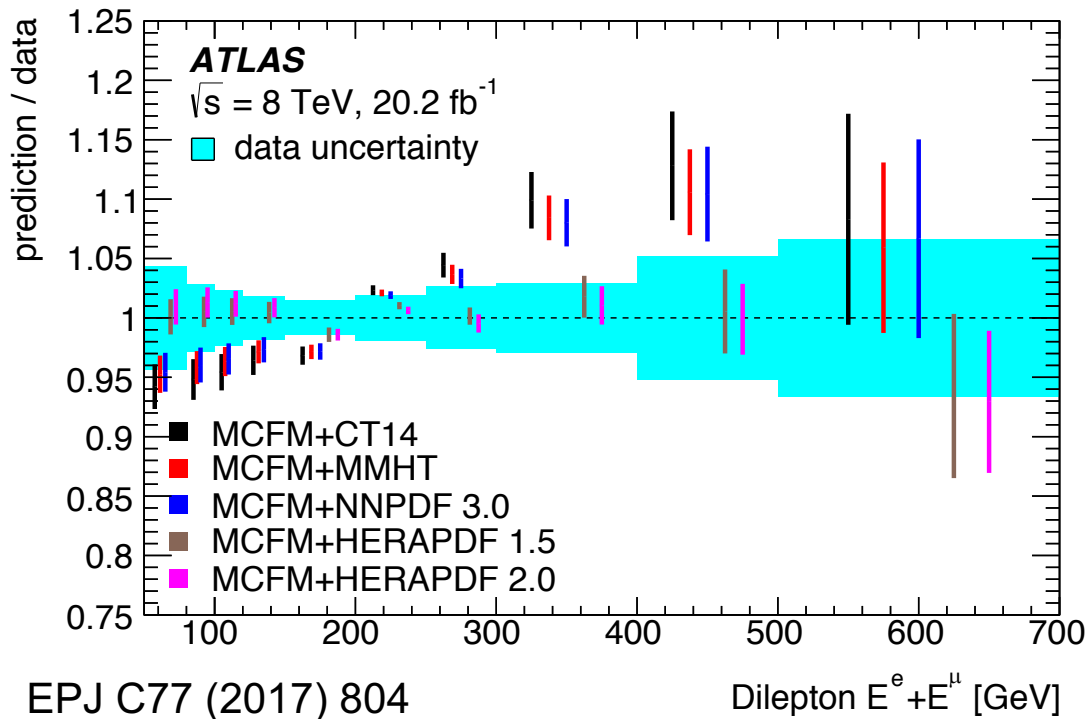
# ATLAS top quark pair differential cross sections

mainly via gg channel – constraints on **gluon**

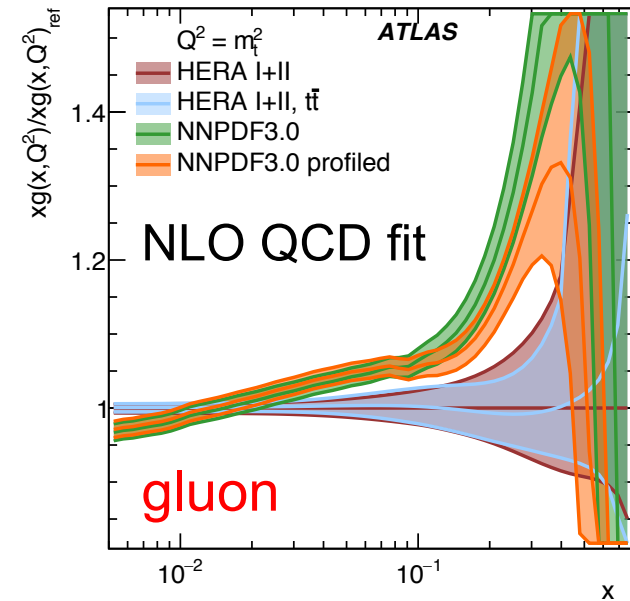
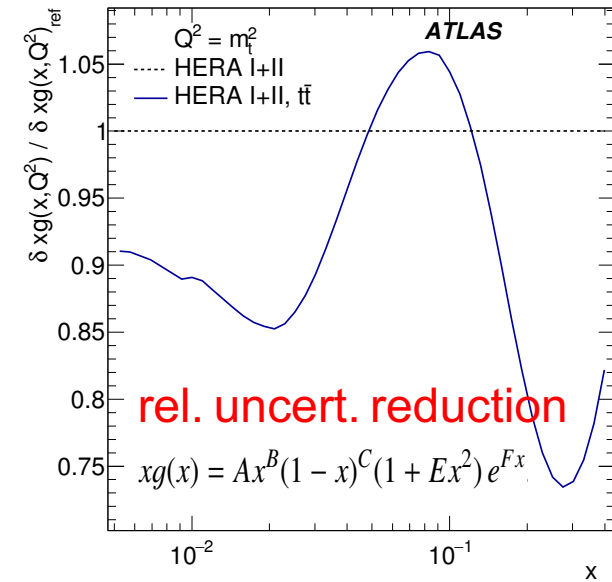
**wealth of useful top measurements from ATLAS**

EG. dilepton channel  $t\bar{t}$  measurement (8TeV, 20.2 fb<sup>-1</sup>);

comparison of normalised cross sections to NLO QCD,  
corrected for QED FSR ↓



also extracted:  $m_t^{\text{pole}} = 173.2 \pm 0.9 \pm 0.8 \pm 1.2 \text{ GeV}$



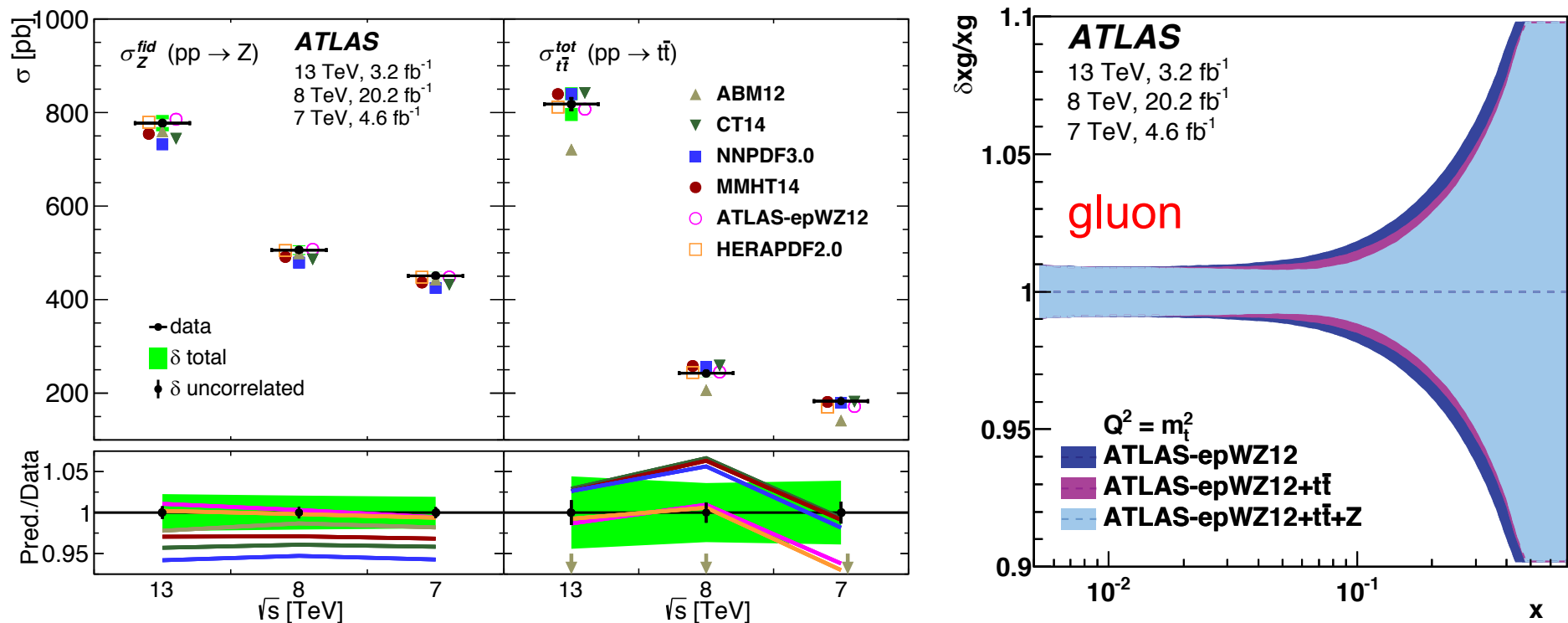
# ttbar and Z cross sections and ratios

ttbar and Z inclusive cross sections and their ratios, plus ratios at different CM (7,8,13 TeV)

state-of-the-art theory†:

JHEP02 (2017) 117

Z: NLO QCD (DYNNLO) + NLO EW (FEWZ); ttbar: NNLO+NNLL (Top++)

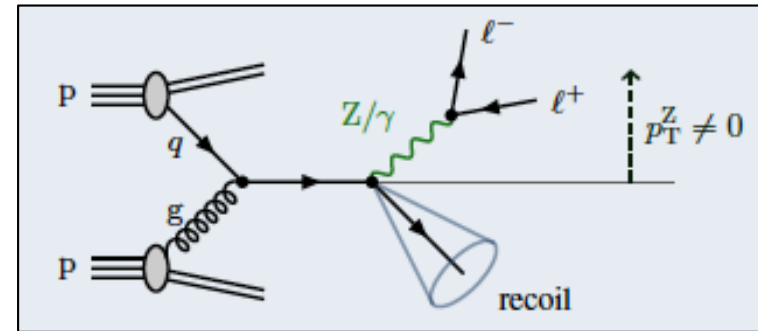
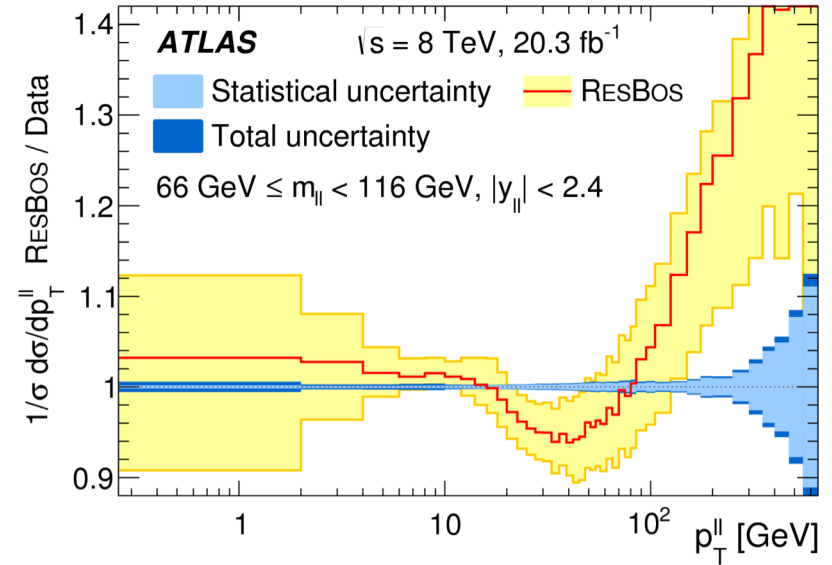
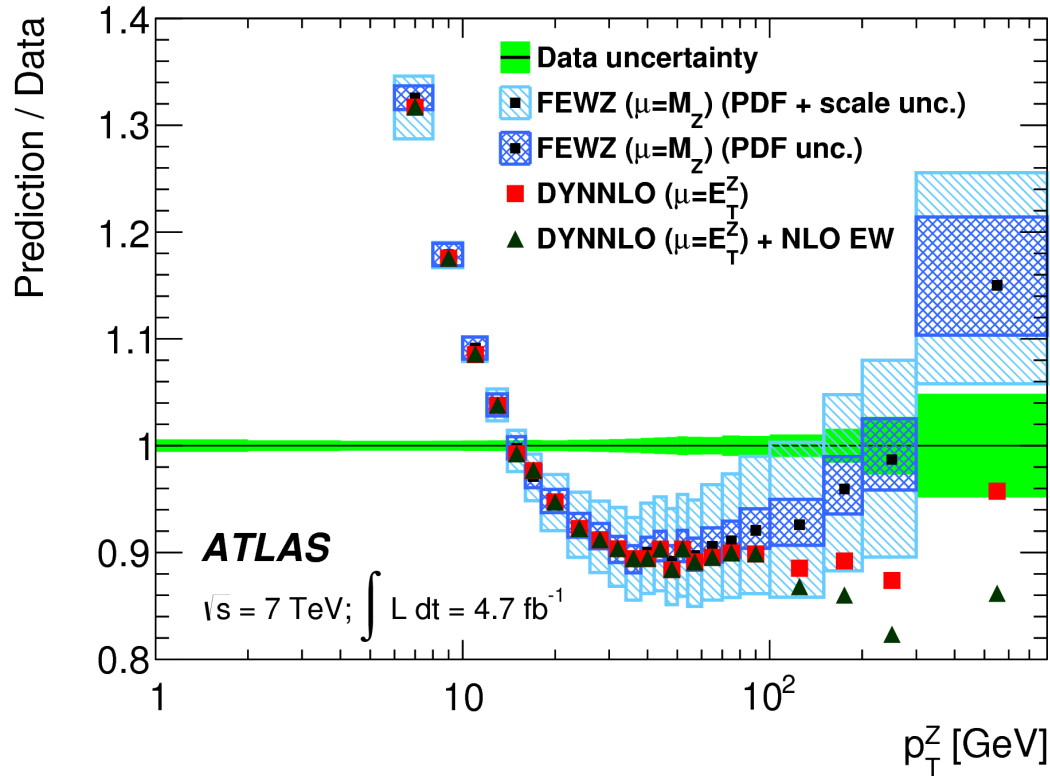


constraints on **gluon** (Z,ttbar; shown), and **light quark sea** (Z)

† NNLO QCD calcs. for differential dists. with stable top quarks also available, PRL 116 (2016), 082003; JHEP04 (2017) 071

# ATLAS ptZ

JHEP09 (2014) 145  
EPJ C76 (2016) 291



sensitive to **pdfs**, especially gluon

experimentally, very precise

ATLAS: ee,  $\mu\mu$  channels; combined precision better than 0.5% precision for  $p_t < 100 \text{ GeV}$

theoretically challenging — low  $p_t$  region dominated by soft particle emission (resummation, shower models); high  $p_t$  region dominated by emission of hard partons (pdfs)

(NNLO available; APPLfast grids on the way) 16

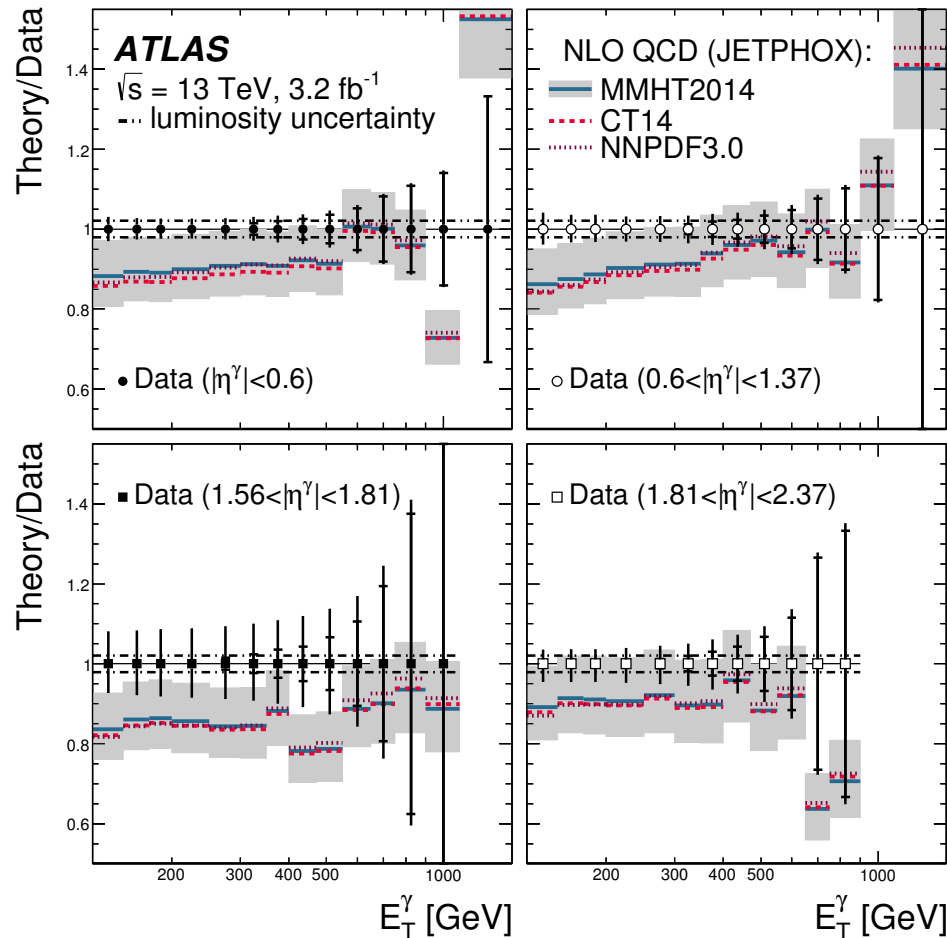
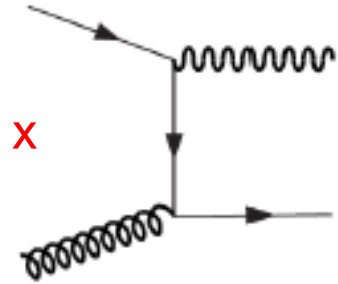


# ATLAS prompt photon

PLB 770 (2017) 473

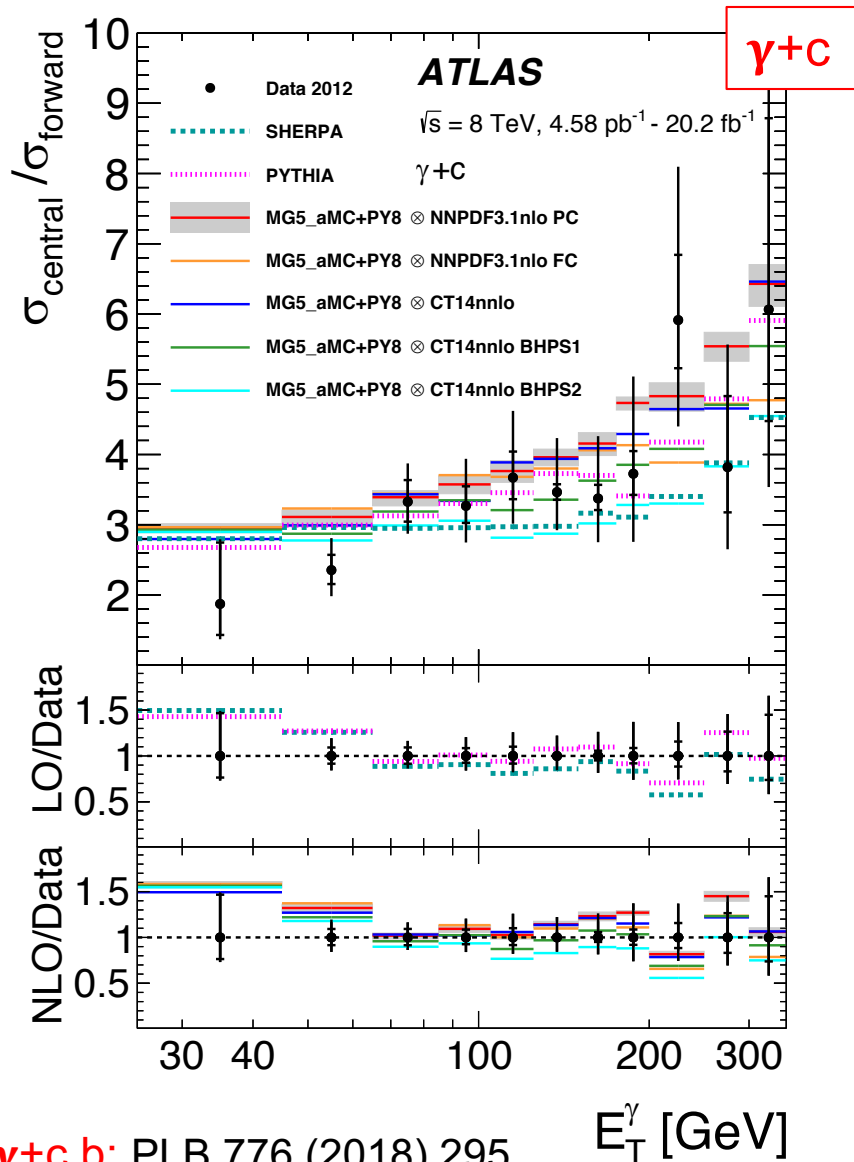
**isolated photons: mainly sensitive to gluon at medium to high x**

(syst uncerts. 5 – 19% at highest  $E_T^\gamma$ ; lumi uncert: 2.1%)



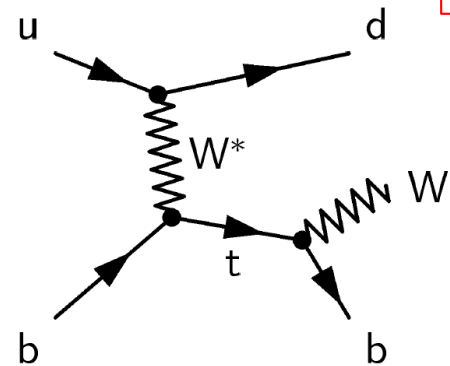
- clean experimental environment
- cf. JETPHOX (NLO QCD)  
theory uncertainties dominate across most of phase space
- measurements available at different CM energies – similar  $E_T$ ,  $Q^2$  regions sample different  $x$
- NNLO corrections available  
PRL 118 (2017) 222001

# examples of c,b from ATLAS

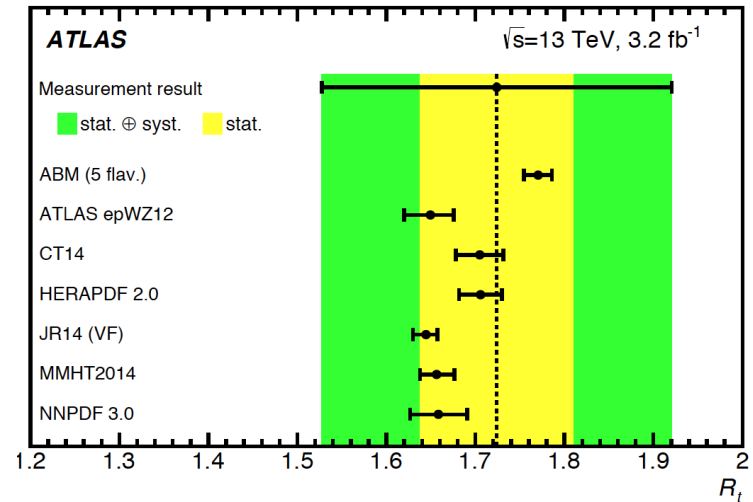


$\gamma+c,b$ : PLB 776 (2018) 295

$Z+b$ : JHEP10 (2014) 141

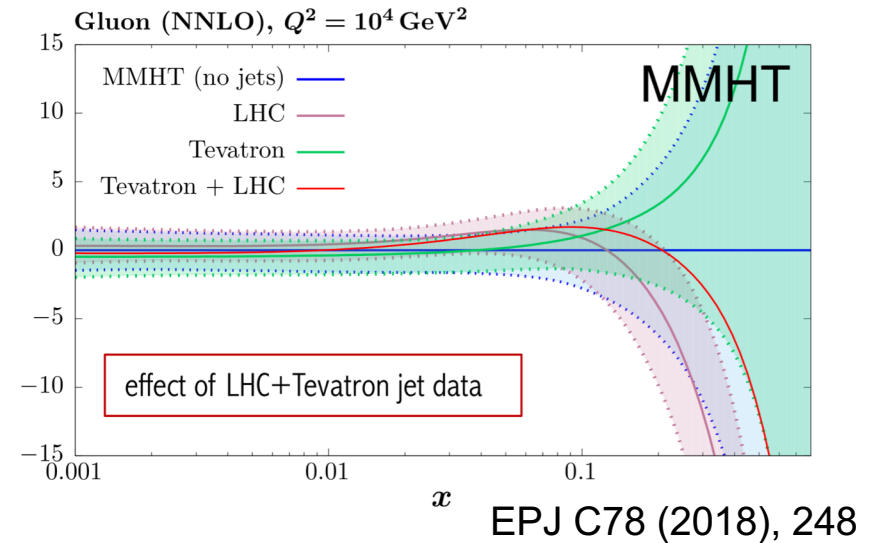
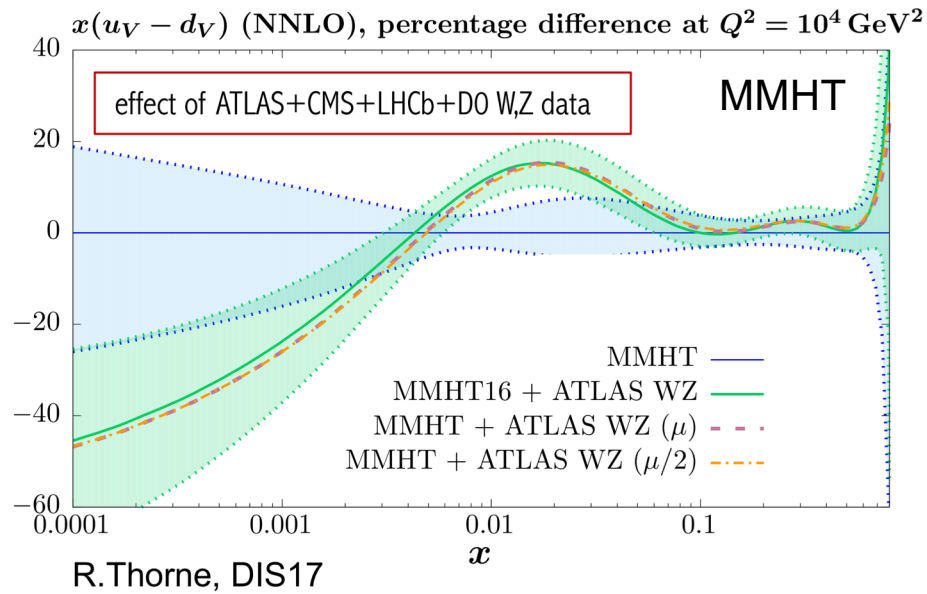


$$R_t = \sigma(tq) / \sigma(t\bar{b}q)$$



JHEP04 (2017) 086

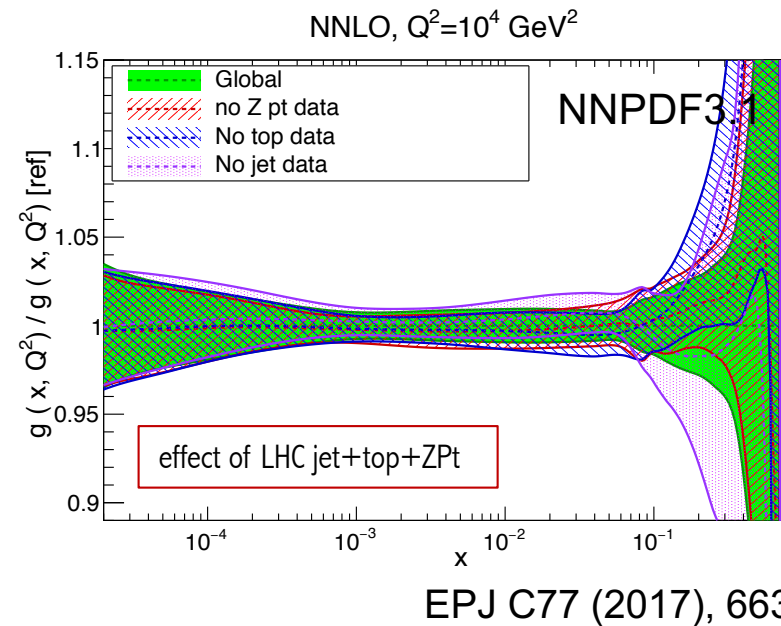
# impact of LHC data on modern global pdf fits



global pdf fitters actively including LHC data from **ATLAS**, CMS and LHCb

many measurements shown in this talk are yet to be included

much more still to come...



# summary

**ATLAS** has extensive and growing portfolio of **pdf-sensitive** measurements  
**only a tiny subset presented here** – others not discussed here include: HM/LM DY;  
W+c; QCD jets at 2.76,7,8 TeV; many more top measurements; W,Z+Jets; ...

measurements of same process at **different CM energies**, and **ratio measurements** (EG. of different processes, or same process at different energies)  
with partially cancelling systematics can provide significant **pdf constraints**

**NNLO QCD calculations available for important physics processes** –  
developments in grid technology (APPLfast) mean these data should be useable in  
rigorous NNLO pdf fits in the near future

**still much to come from ATLAS from both Run 1 and Run 2 SM analyses**

extras

# ultimate precision W, Z differential cross sections

Data set	n.d.f.	ABM12	CT14	MMHT14	NNPDF3.0	ATLAS-epWZ12
$W^+ \rightarrow \ell^+ \nu$	11	11 21	10 26	11 37	11 18	12 15
$W^- \rightarrow \ell^- \bar{\nu}$	11	12 20	8.9 27	8.1 31	12 19	7.8 17
$Z/\gamma^* \rightarrow \ell\ell$ ( $m_{\ell\ell} = 46 - 66$ GeV)	6	17 21	11 30	18 24	21 22	28 36
$Z/\gamma^* \rightarrow \ell\ell$ ( $m_{\ell\ell} = 66 - 116$ GeV)	12	24 51	16 66	20 116	14 109	18 26
Forward $Z/\gamma^* \rightarrow \ell\ell$ ( $m_{\ell\ell} = 66 - 116$ GeV)	9	7.3 9.3	10 12	12 13	14 18	6.8 7.5
$Z/\gamma^* \rightarrow \ell\ell$ ( $m_{\ell\ell} = 116 - 150$ GeV)	6	6.1 6.6	6.3 6.1	5.9 6.6	6.1 8.8	6.7 6.6
Forward $Z/\gamma^* \rightarrow \ell\ell$ ( $m_{\ell\ell} = 116 - 150$ GeV)	6	4.2 3.9	5.1 4.3	5.6 4.6	5.1 5.0	3.6 3.5
Correlated $\chi^2$		57 90	39 123	43 167	69 157	31 48
Total $\chi^2$	61	136 222	103 290	118 396	147 351	113 159

EPJ C77 (2017) 367

# ultimate precision W,Z differential cross sections

	$\delta\sigma_{W^+}$	$\delta\sigma_{W^-}$	$\delta\sigma_Z$	$\delta\sigma_{\text{forward } Z}$
	[%]	[%]	[%]	[%]
Trigger efficiency	0.03	0.03	0.05	0.05
Reconstruction efficiency	0.12	0.12	0.20	0.13
Identification efficiency	0.09	0.09	0.16	0.12
Forward identification efficiency	–	–	–	1.51
Isolation efficiency	0.03	0.03	–	0.04
Charge misidentification	0.04	0.06	–	–
Electron $p_T$ resolution	0.02	0.03	0.01	0.01
Electron $p_T$ scale	0.22	0.18	0.08	0.12
Forward electron $p_T$ scale + resolution	–	–	–	0.18
$E_T^{\text{miss}}$ soft term scale	0.14	0.13	–	–
$E_T^{\text{miss}}$ soft term resolution	0.06	0.04	–	–
Jet energy scale	0.04	0.02	–	–
Jet energy resolution	0.11	0.15	–	–
Signal modelling (matrix-element generator)	0.57	0.64	0.03	1.12
Signal modelling (parton shower and hadronization)	0.24	0.25	0.18	1.25
PDF	0.10	0.12	0.09	0.06
Boson $p_T$	0.22	0.19	0.01	0.04
Multijet background	0.55	0.72	0.03	0.05
Electroweak+top background	0.17	0.19	0.02	0.14
Background statistical uncertainty	0.02	0.03	<0.01	0.04
Unfolding statistical uncertainty	0.03	0.04	0.04	0.13
Data statistical uncertainty	0.04	0.05	0.10	0.18
Total experimental uncertainty	0.94	1.08	0.35	2.29
Luminosity			1.8	

e channel

	$\delta\sigma_{W^+}$	$\delta\sigma_{W^-}$	$\delta\sigma_Z$
	[%]	[%]	[%]
Trigger efficiency	0.08	0.07	0.05
Reconstruction efficiency	0.19	0.17	0.30
Isolation efficiency	0.10	0.09	0.15
Muon $p_T$ resolution	0.01	0.01	<0.01
Muon $p_T$ scale	0.18	0.17	0.03
$E_T^{\text{miss}}$ soft term scale	0.19	0.19	–
$E_T^{\text{miss}}$ soft term resolution	0.10	0.09	–
Jet energy scale	0.09	0.12	–
Jet energy resolution	0.11	0.16	–
Signal modelling (matrix-element generator)	0.12	0.06	0.04
Signal modelling (parton shower and hadronization)	0.14	0.17	0.22
PDF	0.09	0.12	0.07
Boson $p_T$	0.18	0.14	0.04
Multijet background	0.33	0.27	0.07
Electroweak+top background	0.19	0.24	0.02
Background statistical uncertainty	0.03	0.04	0.01
Unfolding statistical uncertainty	0.03	0.03	0.02
Data statistical uncertainty	0.04	0.04	0.08
Total experimental uncertainty	0.61	0.59	0.43
Luminosity		1.8	

$\mu$  channel

# ATLASepWZ16 QCD fit parameterisation

$$xu_v(x) = A_{u_v} x^{B_{u_v}} (1-x)^{C_{u_v}} (1 + E_{u_v} x^2),$$

$$xd_v(x) = A_{d_v} x^{B_{d_v}} (1-x)^{C_{d_v}},$$

$$x\bar{u}(x) = A_{\bar{u}} x^{B_{\bar{u}}} (1-x)^{C_{\bar{u}}},$$

$$x\bar{d}(x) = A_{\bar{d}} x^{B_{\bar{d}}} (1-x)^{C_{\bar{d}}},$$

$$xg(x) = A_g x^{B_g} (1-x)^{C_g} - A'_g x^{B'_g} (1-x)^{C'_g},$$

$$x\bar{s}(x) = A_{\bar{s}} x^{B_{\bar{s}}} (1-x)^{C_{\bar{s}}},$$

**total of 15 free parameters**

with constraints:

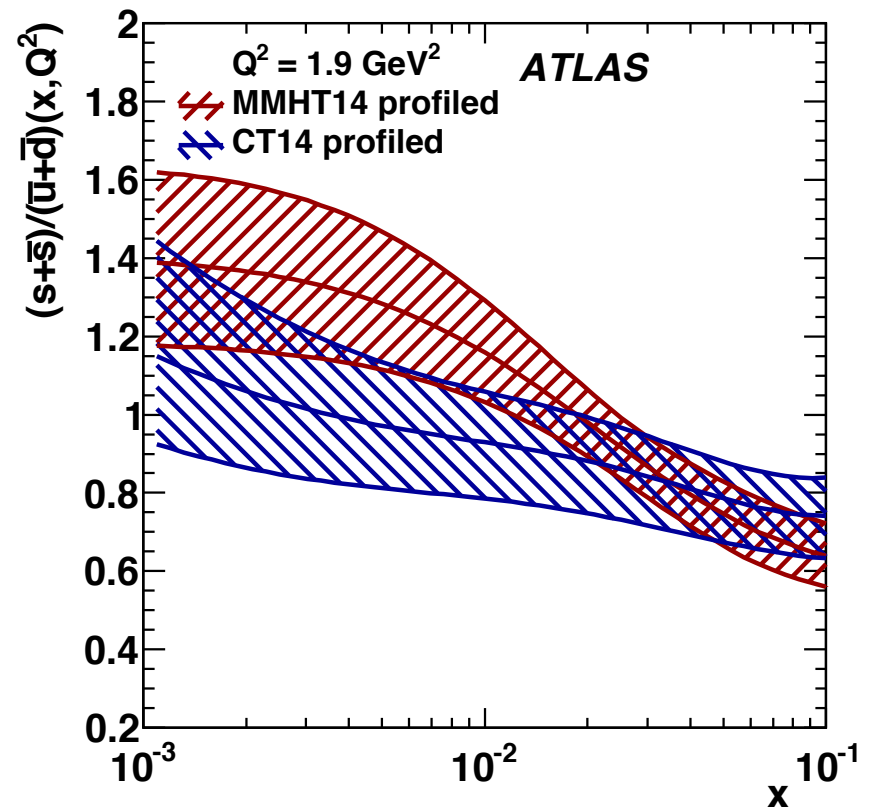
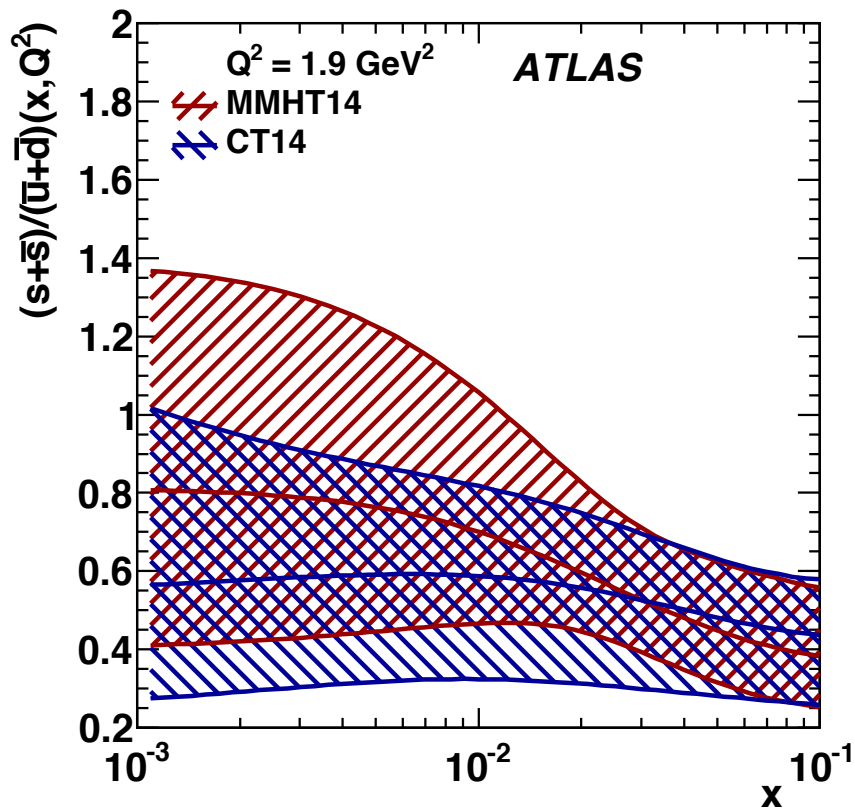
$$\left. \begin{aligned} A_{\bar{u}} &= A_{\bar{d}} \\ B_{\bar{s}} &= B_{\bar{d}} = B_{\bar{u}} \end{aligned} \right\} \text{ensuring } \bar{u} = \bar{d} \text{ as } x \rightarrow 0:$$

$A_g$  (momentum sum)      $A_{u_v}$   $A_{d_v}$  (number sum)



# impact on modern global pdfs

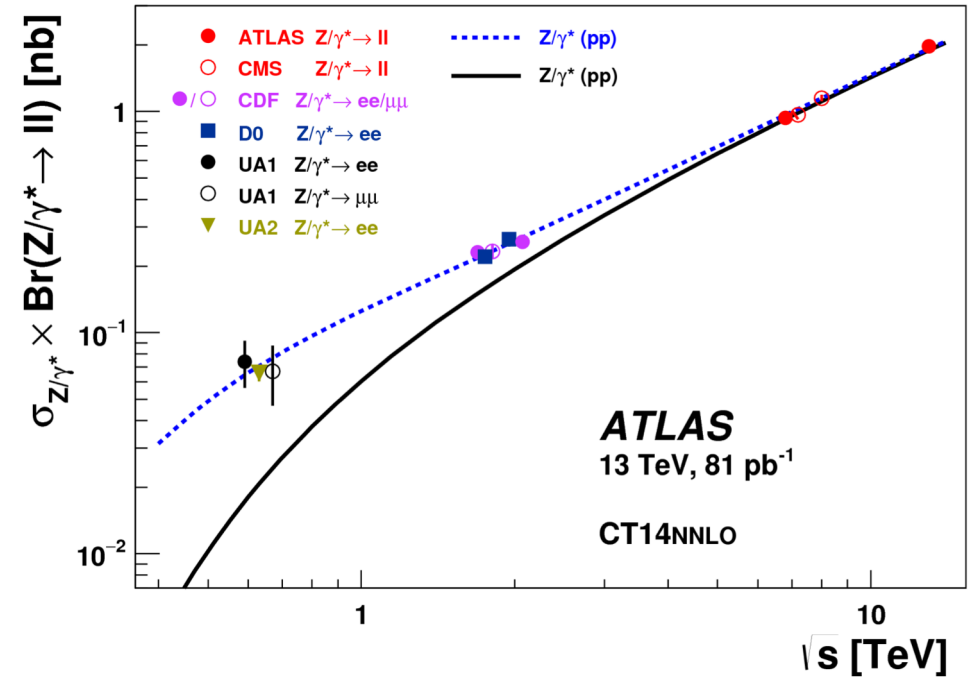
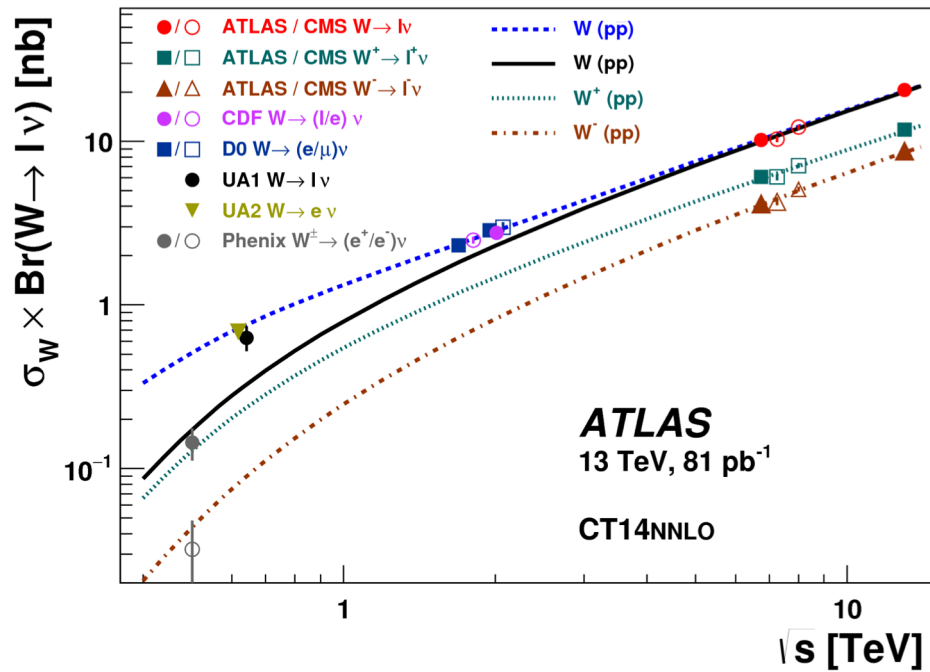
EPJ C77 (2017) 367



- profiling exercise to study impact of ATLAS W, Z ( $4.6 \text{ pb}^{-1}$ ) differential cross sections on proton pdfs from global fitters

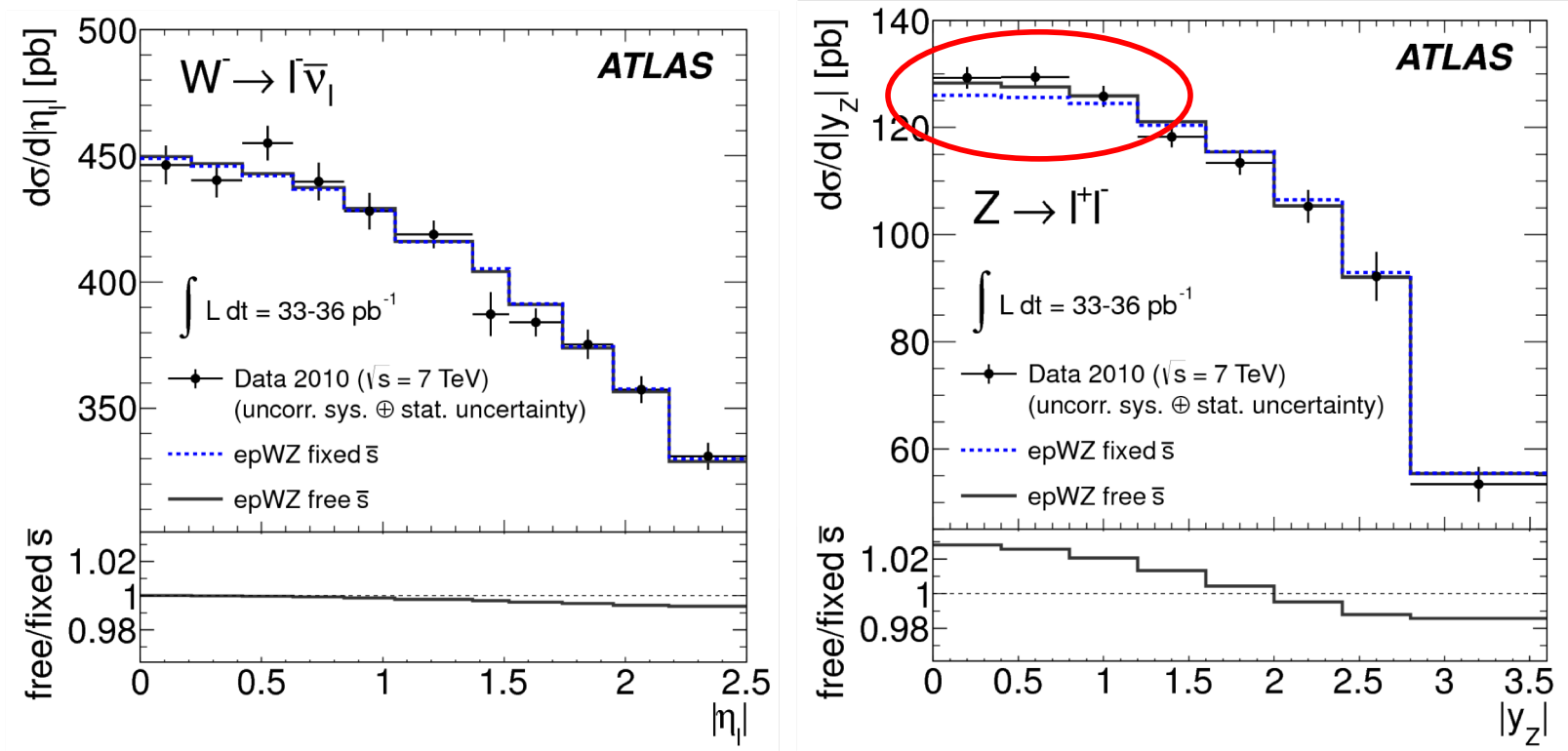
# ATLAS inclusive W, Z

PLB 759 (2016) 601



energy dependence well described

# ATLAS inclusive W, Z



- impact of unsuppressed strange on W,Z inclusive cross sections

# ATLAS inclusive jets

Rapidity ranges	$P_{\text{obs}}$				
	CT14	MMHT 2014	NNPDF 3.0	HERAPDF 2.0	ABMP16
$p_{\text{T}}^{\text{max}}$					
$ y  < 0.5$	67%	65%	62%	31%	50%
$0.5 \leq  y  < 1.0$	5.8%	6.3%	6.0%	3.0%	2.0%
$1.0 \leq  y  < 1.5$	65%	61%	67%	50%	55%
$1.5 \leq  y  < 2.0$	0.7%	0.8%	0.8%	0.1%	0.4%
$2.0 \leq  y  < 2.5$	2.3%	2.3%	2.8%	0.7%	1.5%
$2.5 \leq  y  < 3.0$	62%	71%	69%	25%	55%
$p_{\text{T}}^{\text{jet}}$					
$ y  < 0.5$	69%	67%	66%	30%	46%
$0.5 \leq  y  < 1.0$	7.4%	8.9%	8.6%	3.4%	2.0%
$1.0 \leq  y  < 1.5$	69%	62%	68%	45%	54%
$1.5 \leq  y  < 2.0$	1.3%	1.6%	1.4%	0.1%	0.5%
$2.0 \leq  y  < 2.5$	8.7%	6.6%	7.4%	1.0%	3.6%
$2.5 \leq  y  < 3.0$	65%	72%	72%	28%	59%

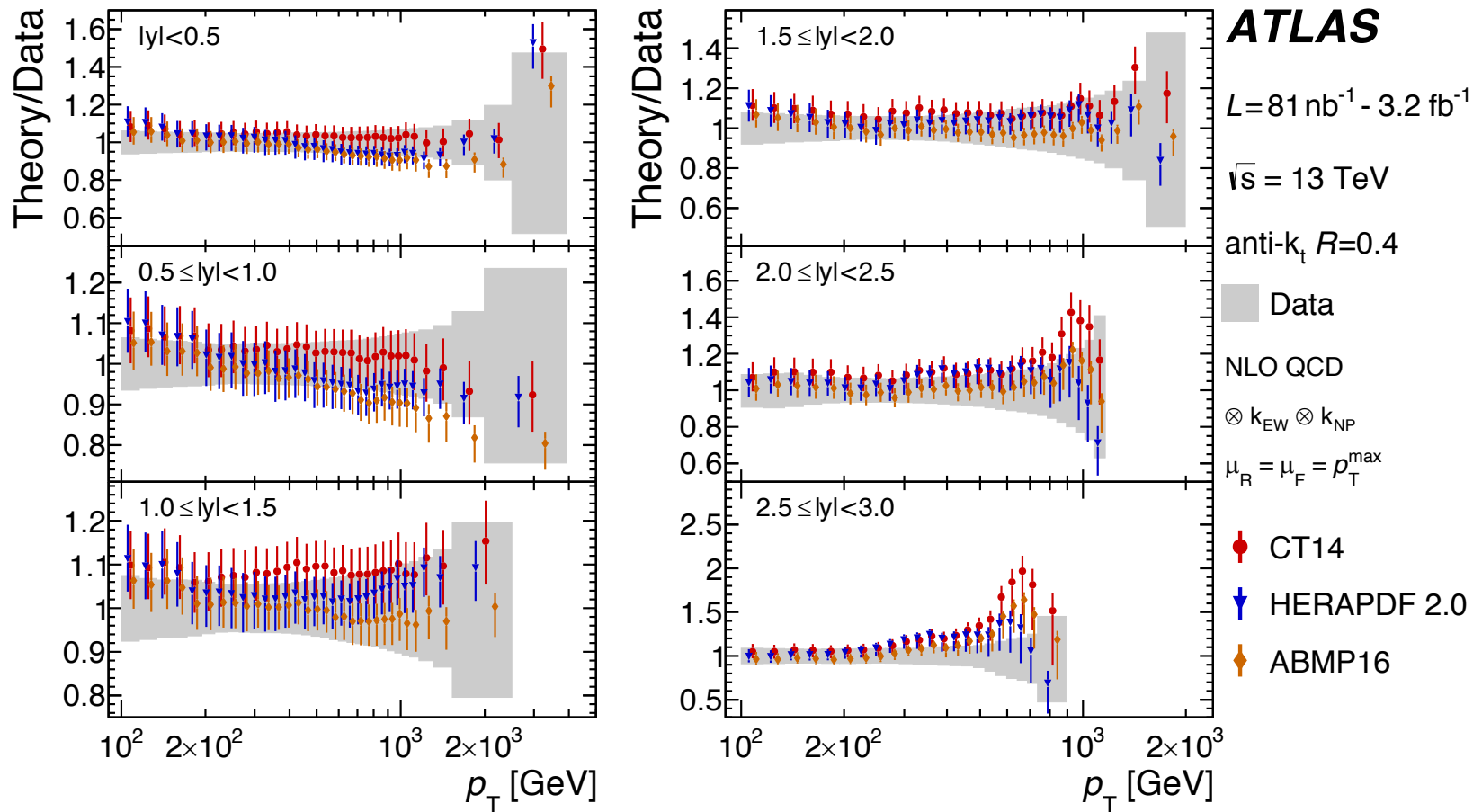
Table 2: Summary of observed  $P_{\text{obs}}$  values from the comparison of the inclusive jet cross-section and the NLO pQCD prediction corrected for non-perturbative and electroweak effects for various PDF sets, for the two scale choices and for each rapidity bin of the measurement.

$\chi^2/\text{dof}$ all $ y $ bins	CT14	MMHT 2014	NNPDF 3.0	HERAPDF 2.0	ABMP16
$p_{\text{T}}^{\text{max}}$	419/177	431/177	404/177	432/177	475/177
$p_{\text{T}}^{\text{jet}}$	399/177	405/177	384/177	428/177	455/177

Table 3: Summary of  $\chi^2/\text{dof}$  values obtained from a global fit using all  $p_{\text{T}}$  and rapidity bins, comparing the inclusive jet cross-section and the NLO pQCD prediction corrected for non-perturbative and electroweak effects for several PDF sets and for the two scale choices. All the corresponding  $p$ -values are  $\ll 10^{-3}$ .

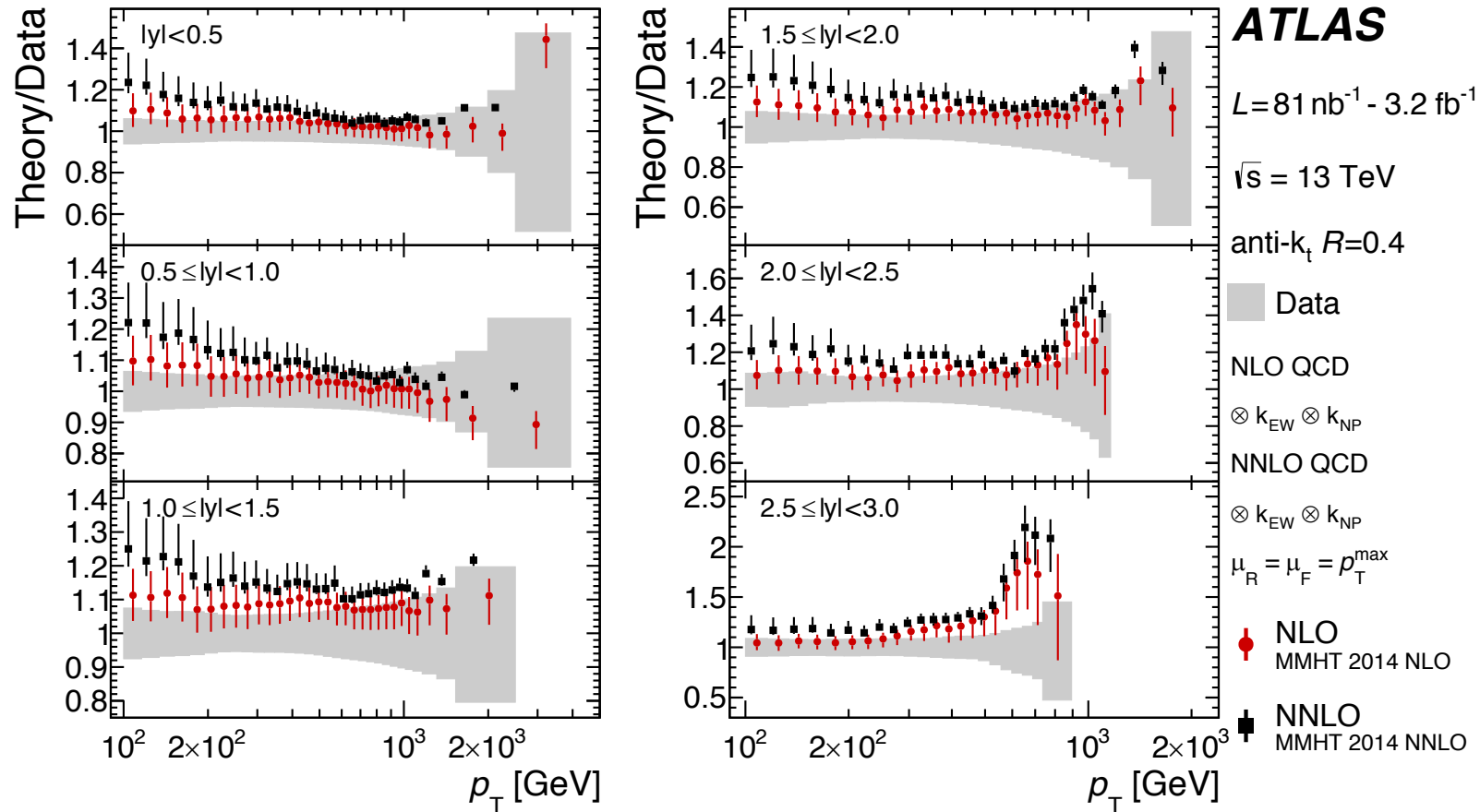
# ATLAS inclusive jets at NLO QCD

JHEP05 (2018) 195



# ATLAS inclusive jets at NNLO QCD

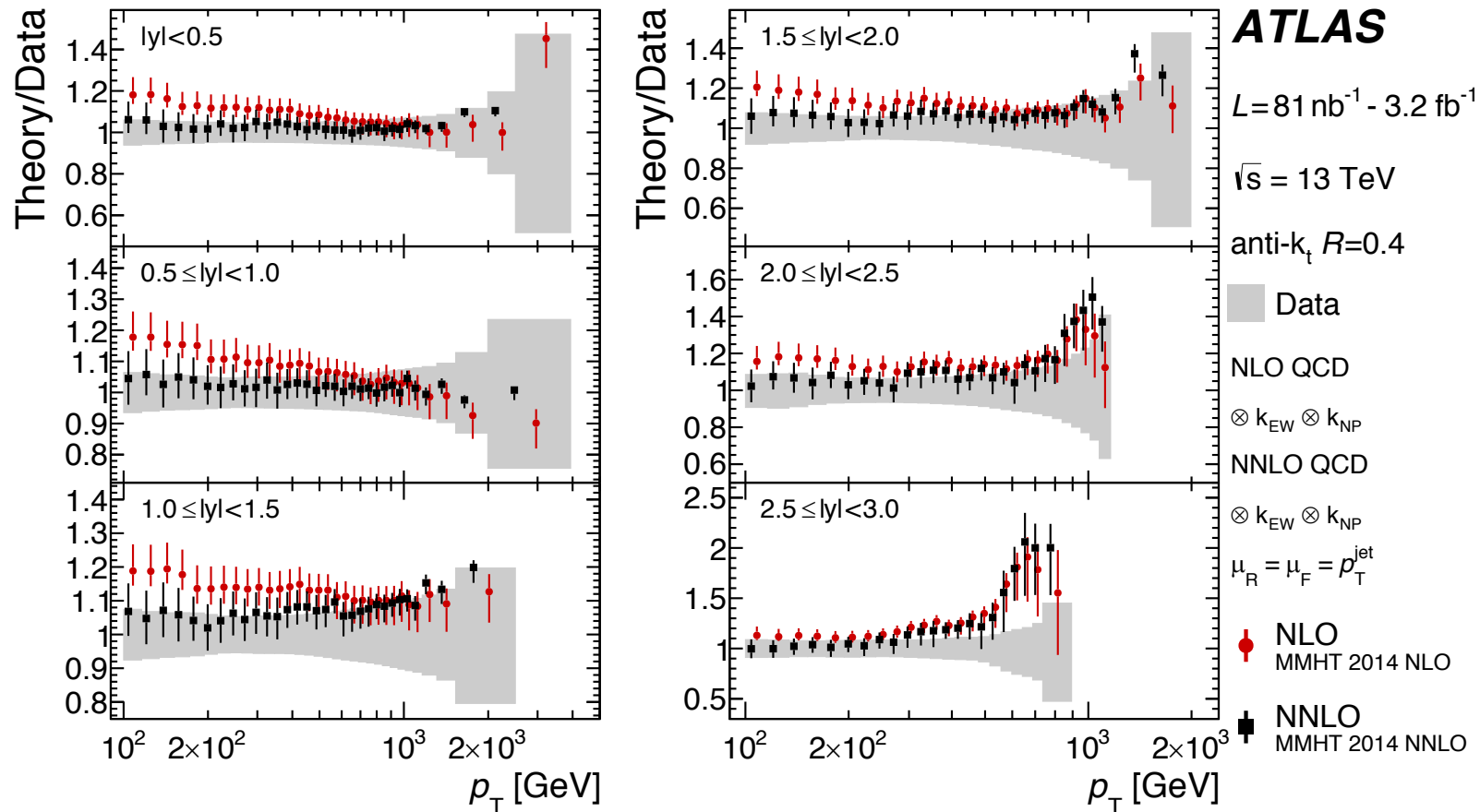
JHEP05 (2018) 195



scale:  $p_T^{\text{max}}$

# ATLAS inclusive jets at NNLO QCD

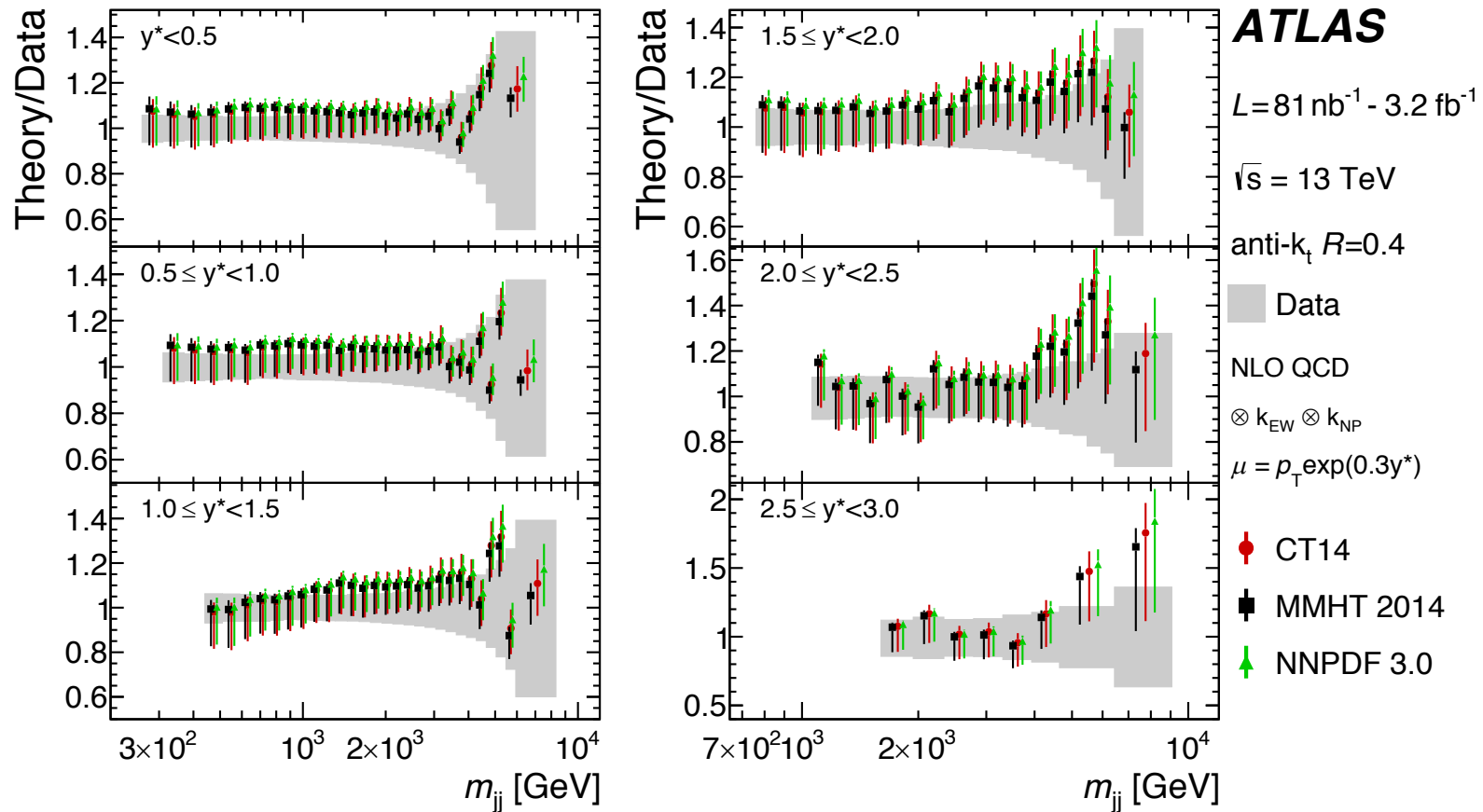
JHEP05 (2018) 195



scale:  $p_T^{\text{jet}}$

# ATLAS dijets at NLO QCD

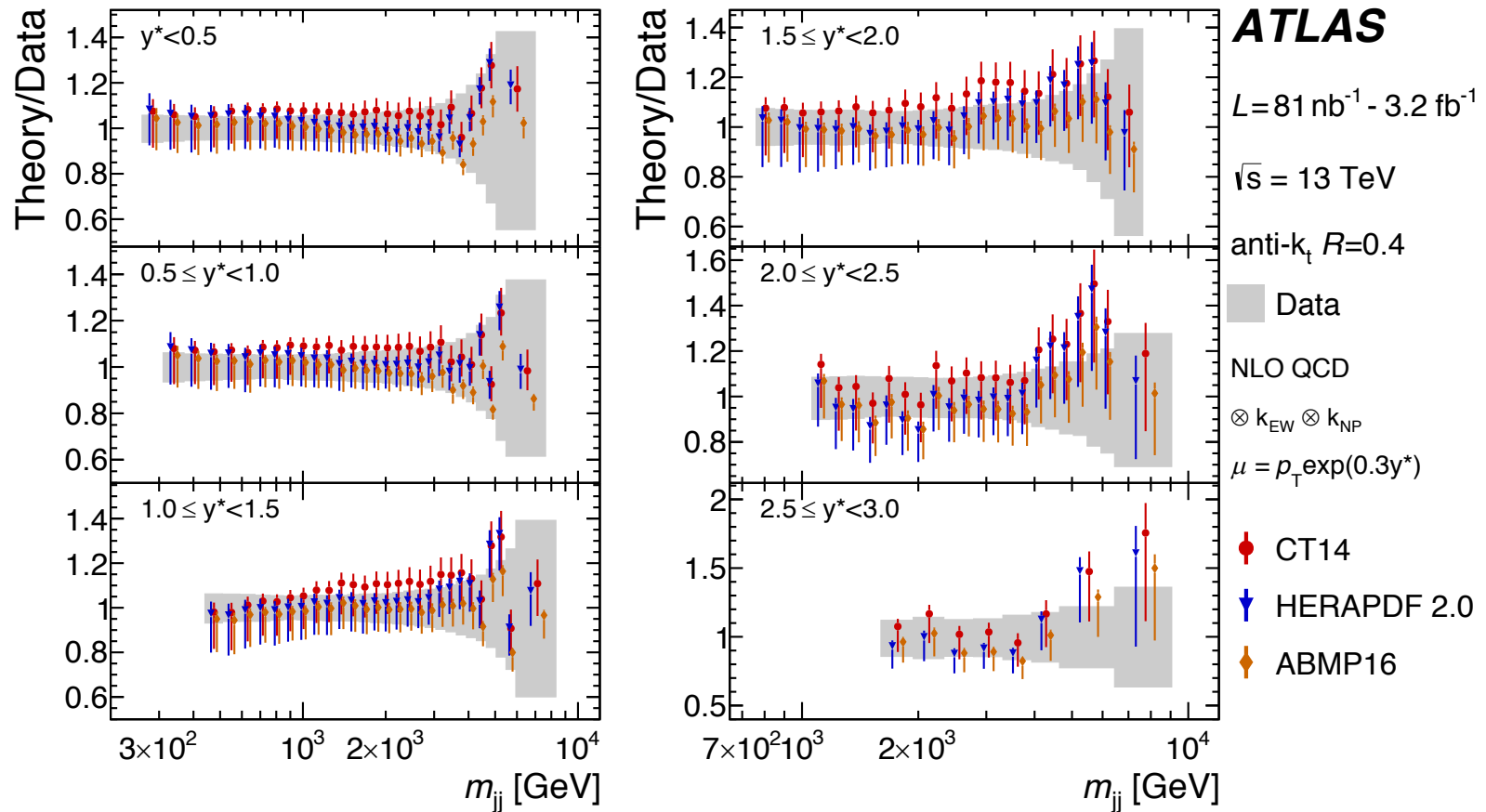
JHEP05 (2018) 195





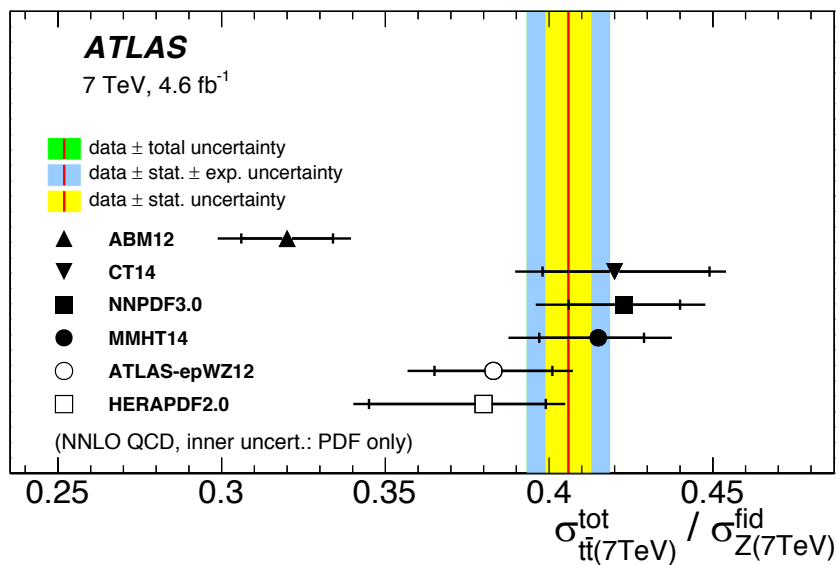
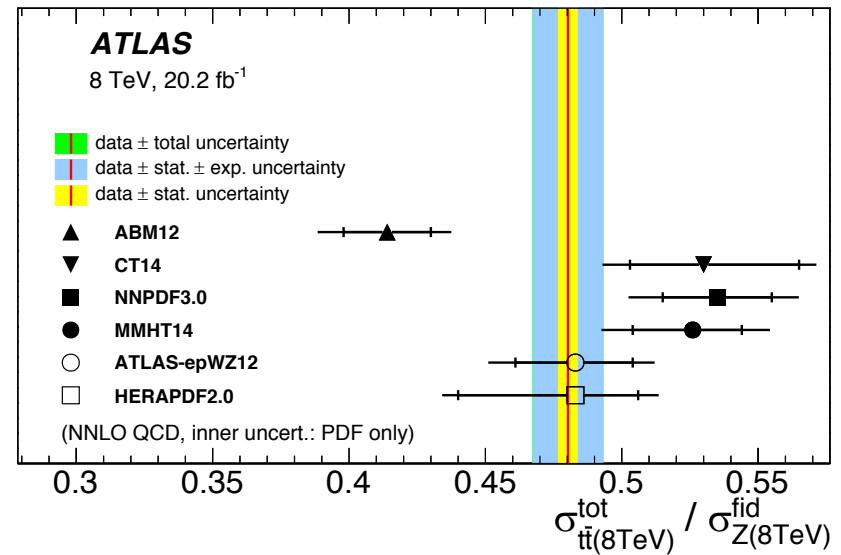
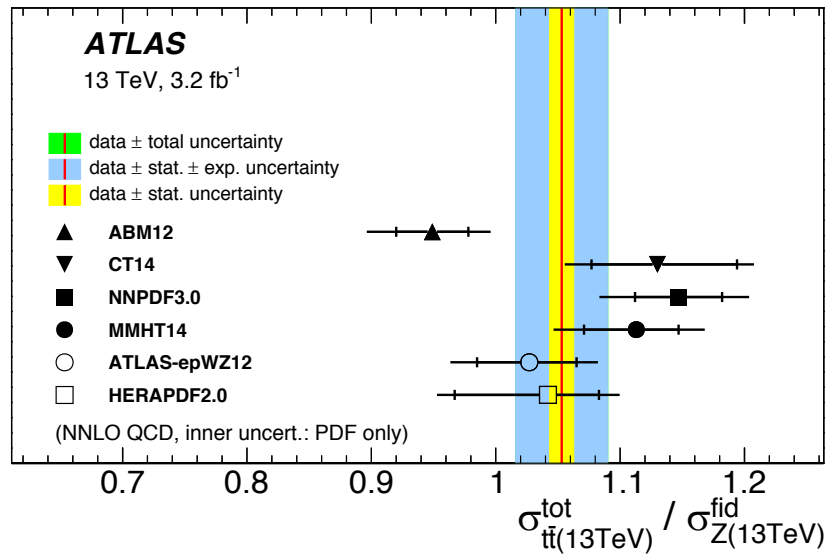
# ATLAS dijets at NLO QCD

JHEP05 (2018) 195



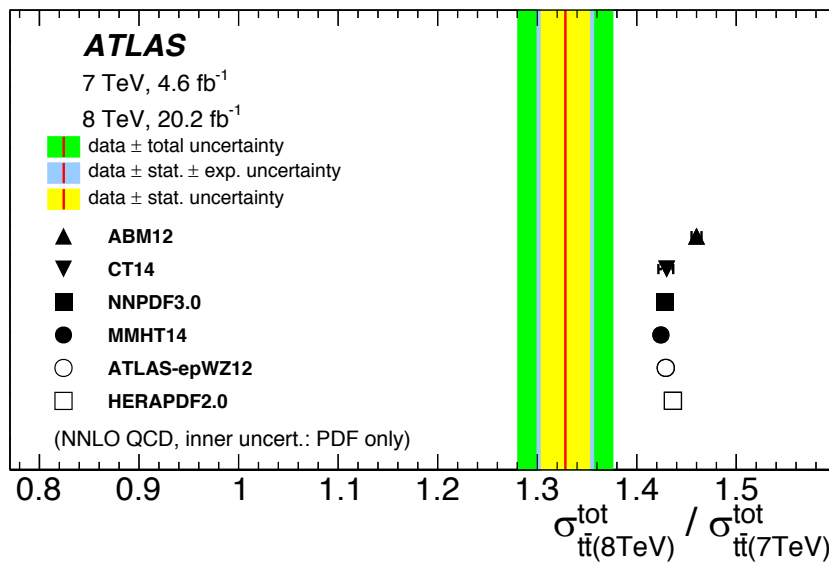
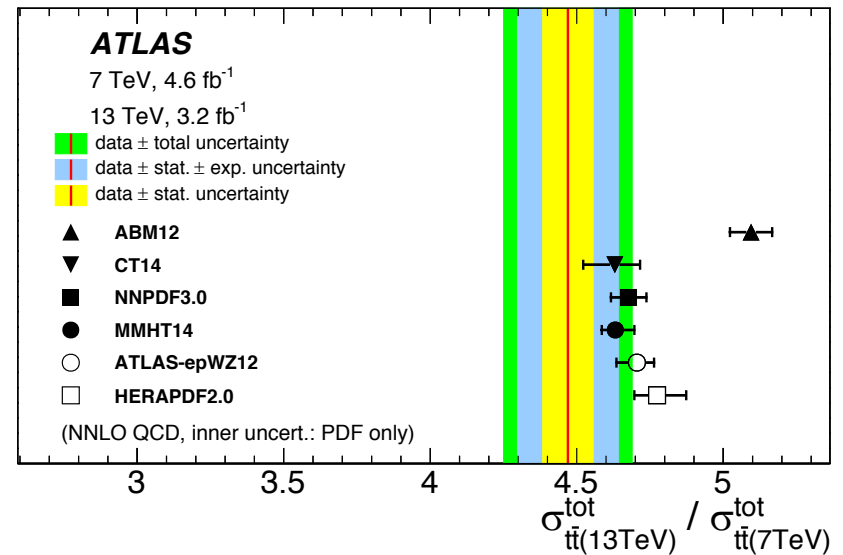
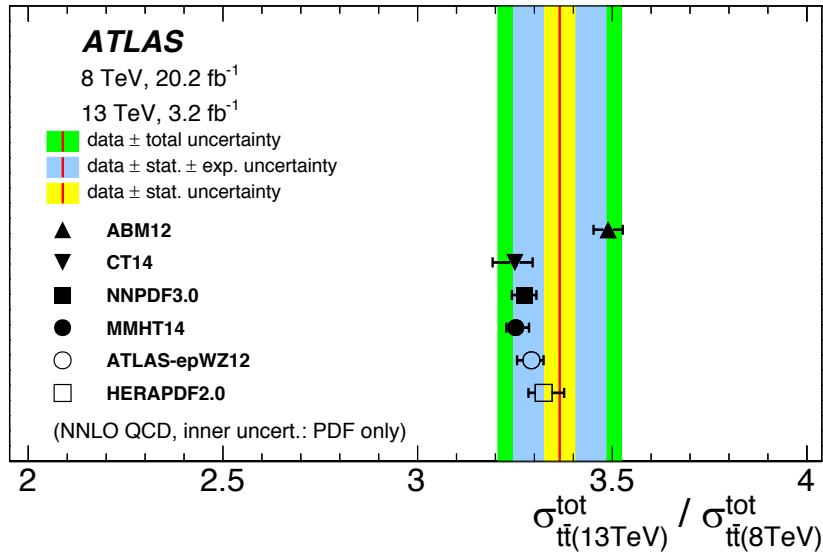
# top quark pair to Z cross section ratios

JHEP02 (2017) 117



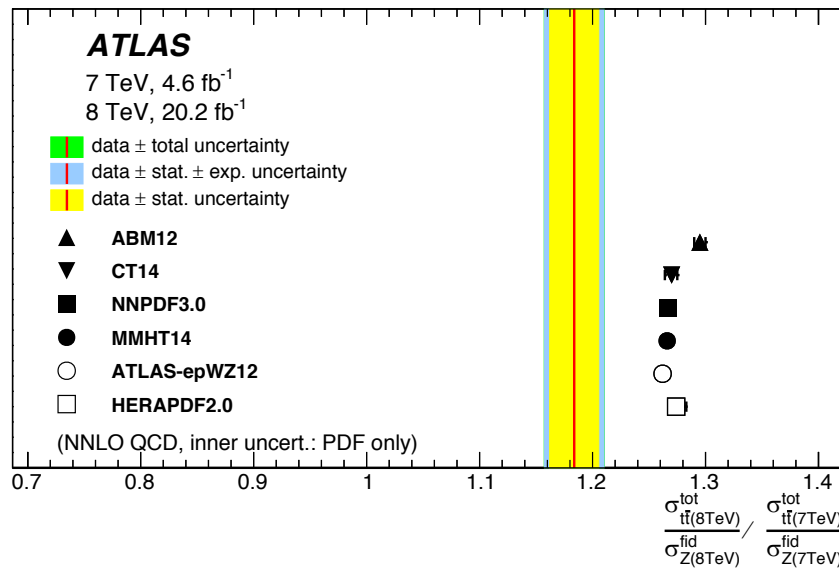
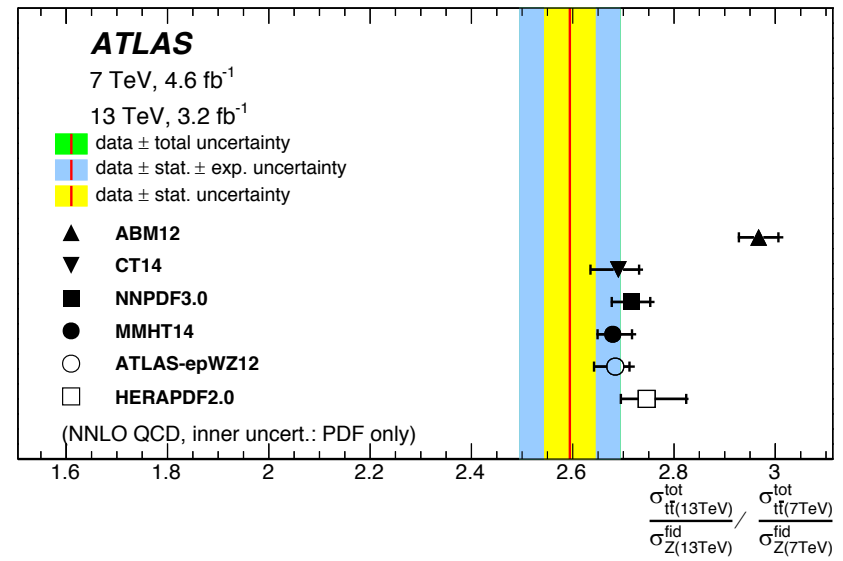
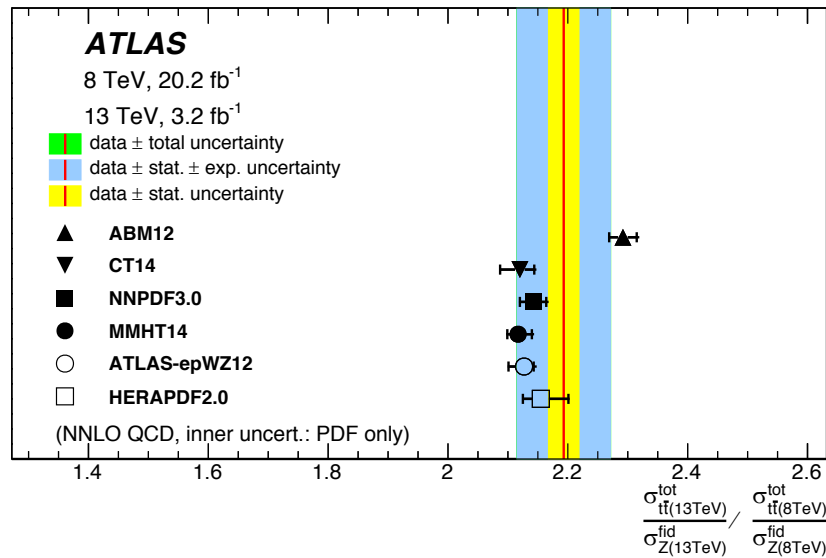
# top quark pair cross section ratios

JHEP02 (2017) 117



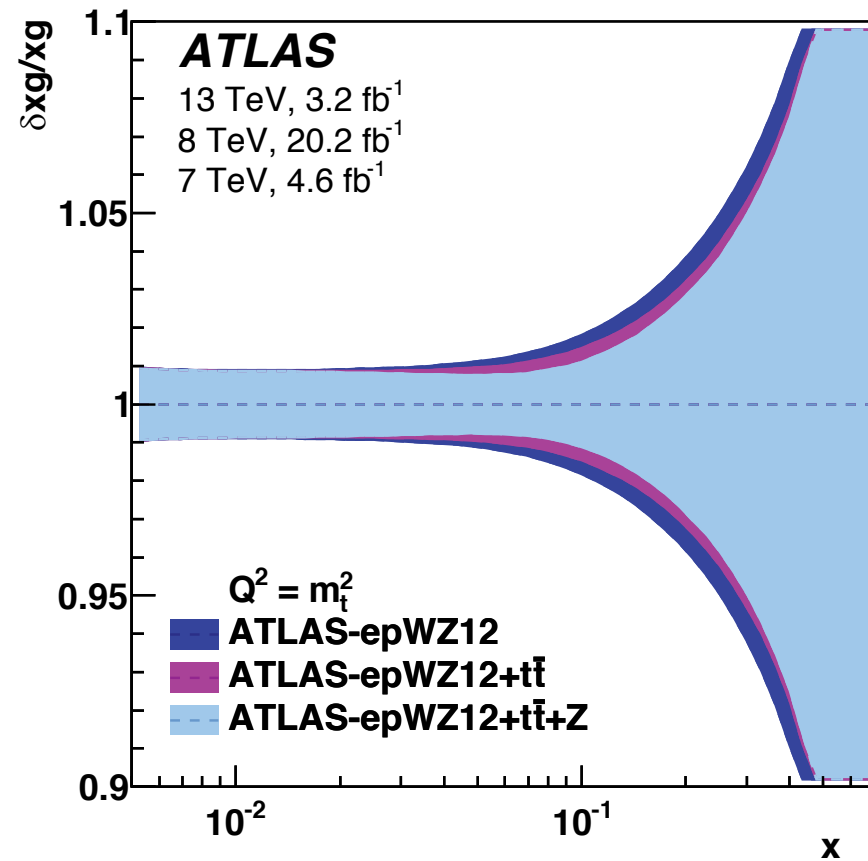
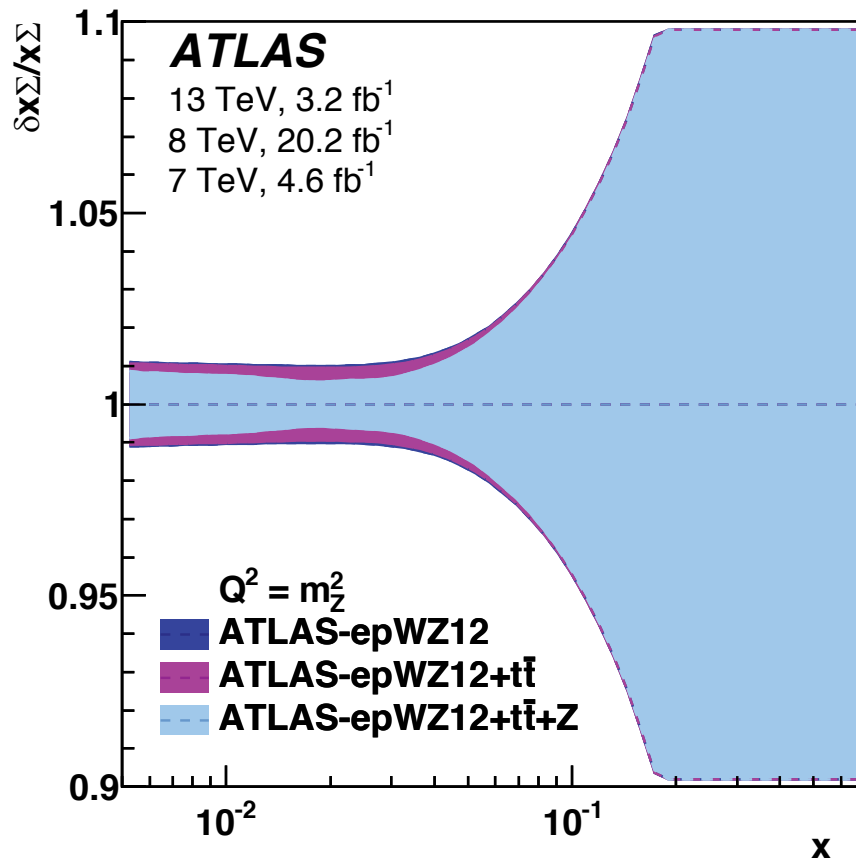
# top quark pair to Z cross section double ratios

JHEP02 (2017) 117



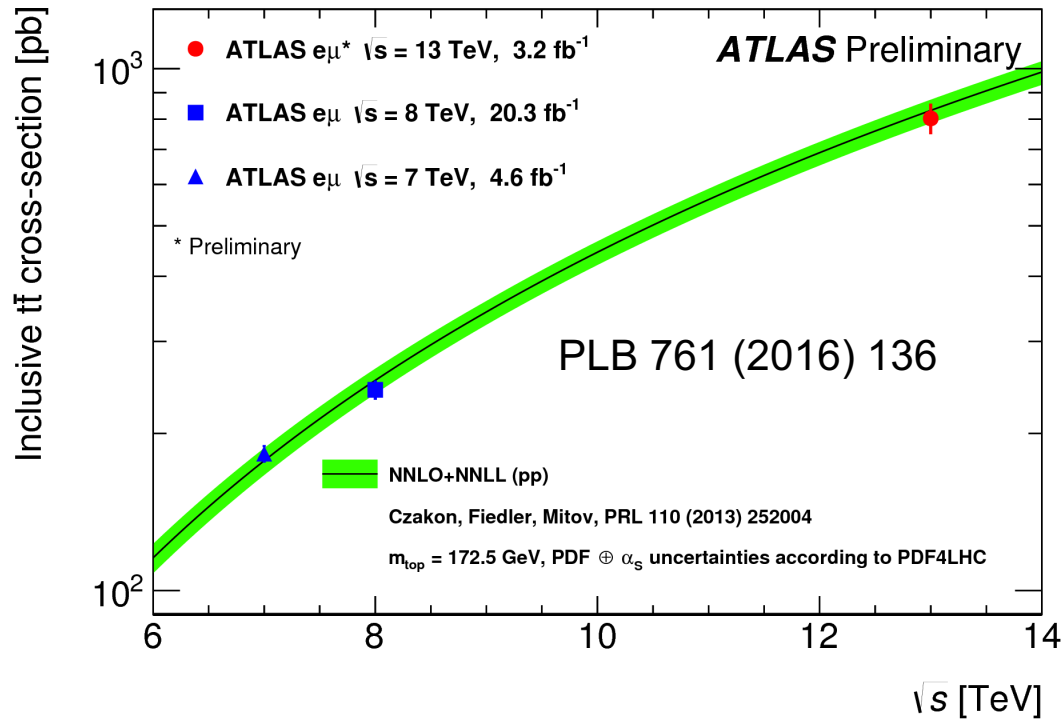
# top quark pair to Z cross section ratios

JHEP02 (2017) 117

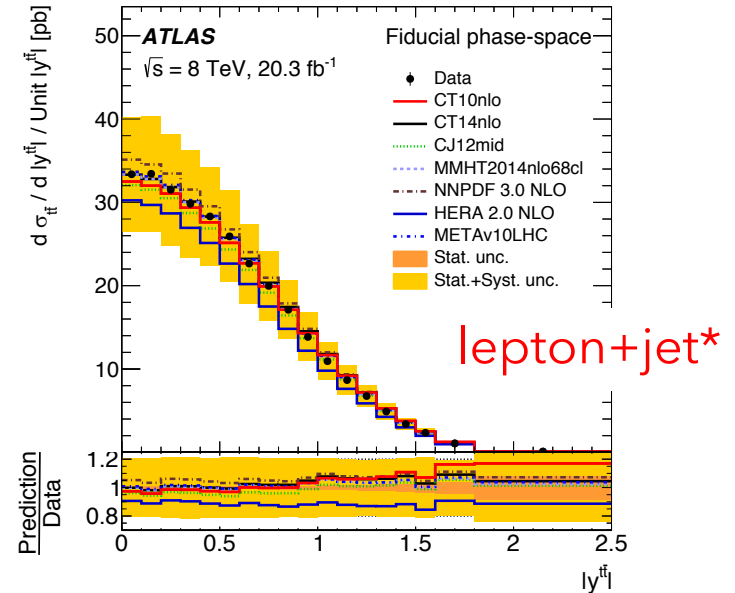


constraints on medium-to-high- $x$  sea quark and gluon pdfs

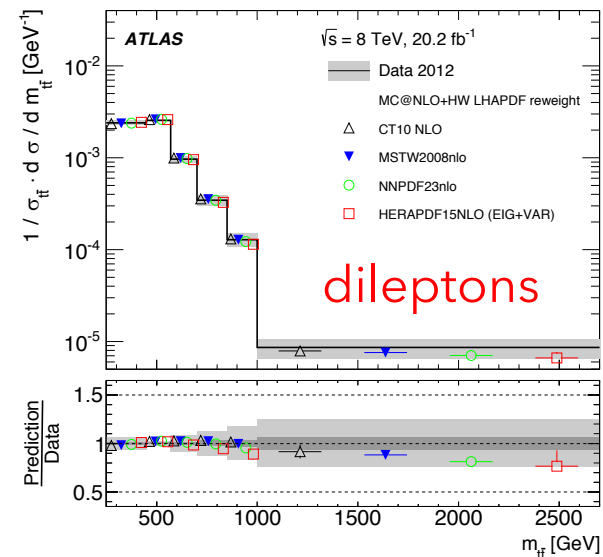
# top quark pair @ 7,8,13 TeV



EPJ C76 (2016) 538



Phys Rev D94 (2016) 092003

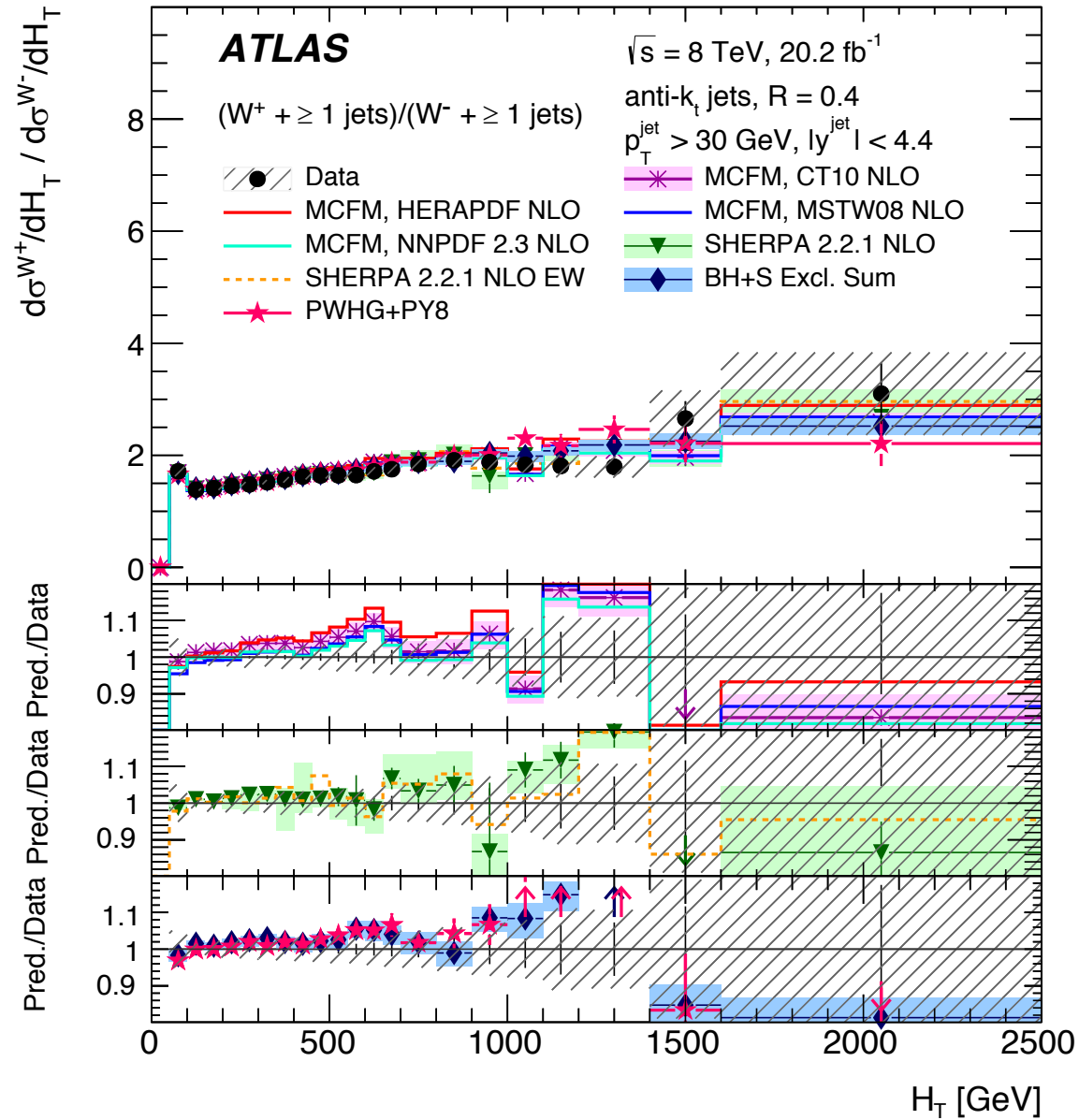


- **wealth of top quark pair total and differential cross section measurements**
- mainly constrains high x gluon; also sensitive to quarks at large top-pt and m<sub>tt</sub>
- **yet more measurements to come**

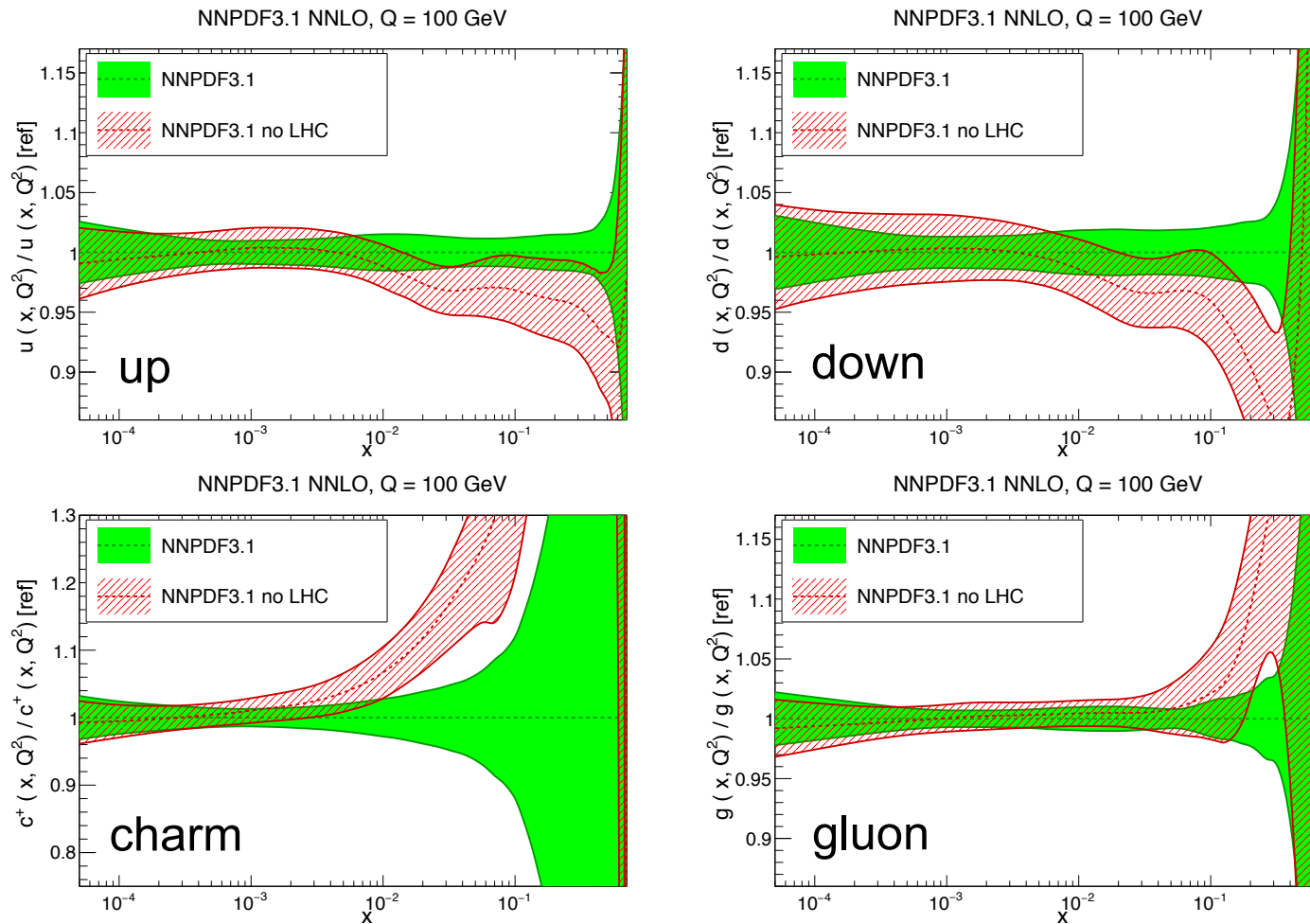
\*NNLO calcs. available in fastNLO format, arXiv:1704.08551, and refs. therein

# ATLAS W+Jets

JHEP05 (2018) 077



# impact of LHC on today's pdfs



arXiv:1706.00428

(**NNPDF3.1** includes modern LHC data on W,Z+top+jets+ZPt)