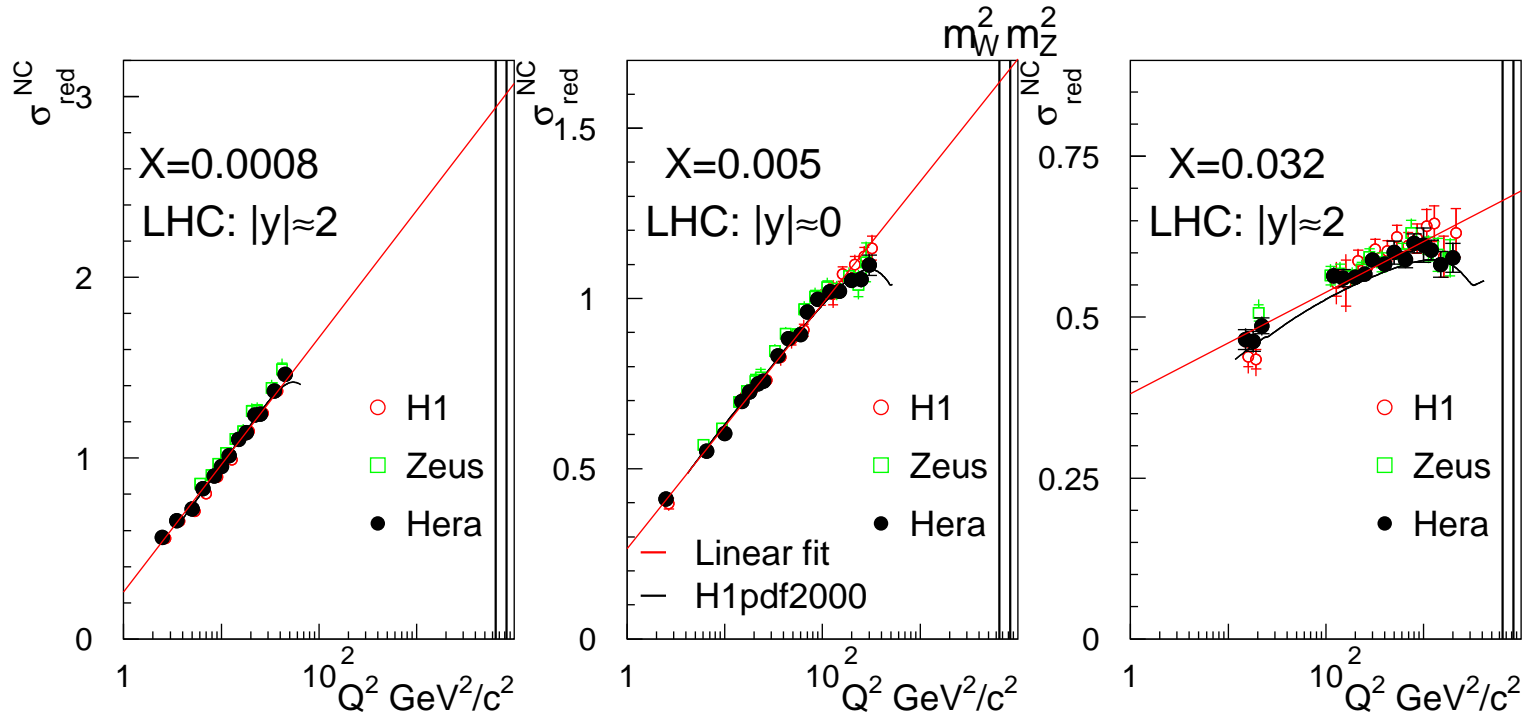


# Precision PDFs from HERA for LHC — status

- Short introduction.
- Status and plans of HERA.
- Status of the high precision  $F_2$  analysis, first new HERA-II high  $Q^2$  results.
- Prospects for precise cross section measurement at high  $y$ .
- Preparations for low  $E_p$  run —  $F_L$  measurement.

S.Glazov, 8 June 2006, HERALHC workshop

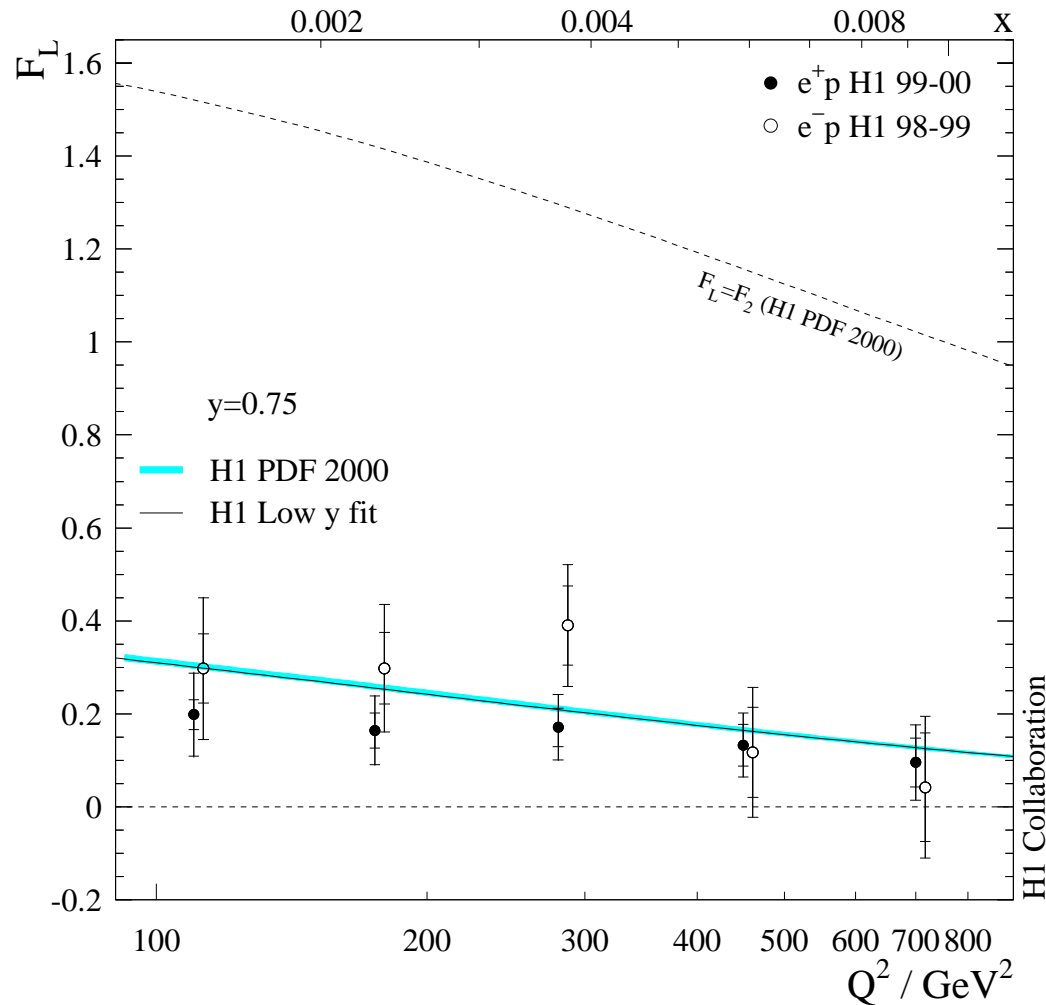
# F<sub>2</sub> extrapolation to W, Z mass



HERA data covers complete central rapidity range of LHC for  $W, Z$  production. “Leading order” predictions can be read directly from HERA data + linear extrapolation.

Experimental part of PDF uncertainties comes from absolute  $F_2$  normalization and the slope,  $dF_2/d\log Q^2$  (gluon). Turn down of  $\sigma_{red}^{NC}$  for highest  $Q^2$  ( $\rightarrow$  highest  $y$ ) is due to  $F_L$ .

# Consistency check: H1 $F_L$ determination at high $Q^2$



Determination of  $F_L$  as  

$$F_L = \frac{Y_+}{y^2} \left( F_2^{fit} - \sigma_r \right)$$

Important consistency check  
of gluon determined from  $F_2$   
scaling violation vs X-section  
decrease at high  $y$ .

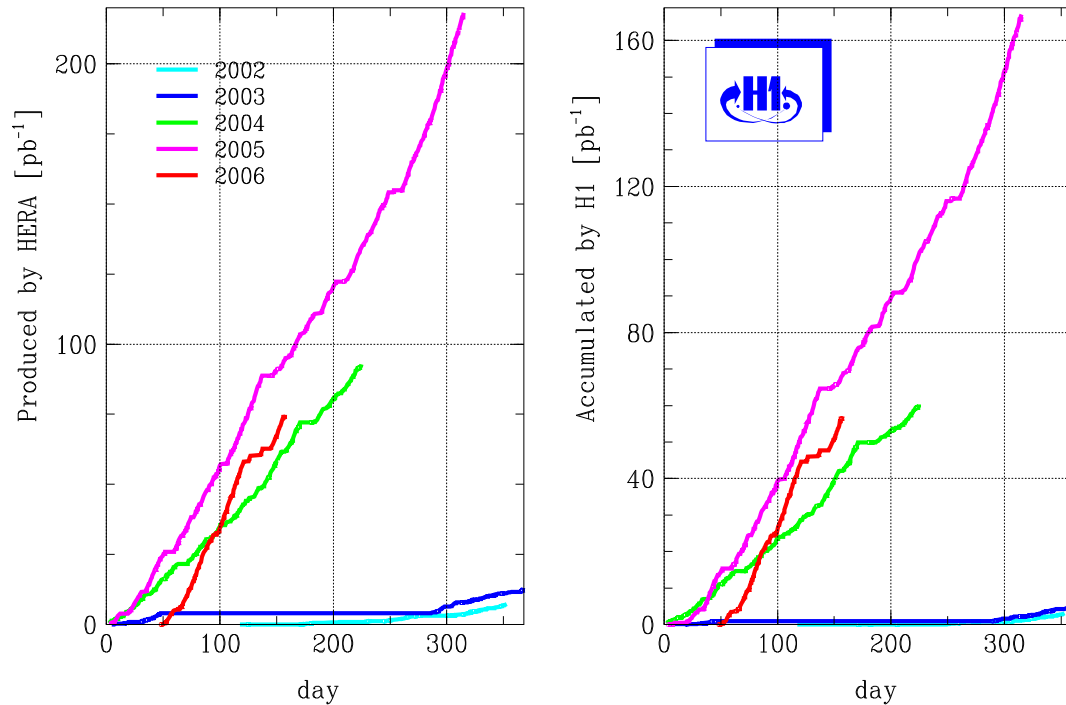
Still large statistical uncer-  
tainties, to be improved with  
HERA-II

## Summary of the introduction: HERAforLHC item list

- 1 – 2% precision  $F_2$  structure function measurement for  $x$  in 0.0005 – 0.1 range ( $Q^2$  range from 5 to 1000 GeV<sup>2</sup>). For low  $Q^2$  — work on systematics. For high  $Q^2$  — more data statistics.
- Measurement of  $xF_3$  at lowest possible  $x$  — check of flavor decomposition.
- Combination of H1 and ZEUS data.
- Extension of the measurement to high  $y$
- Low energy run to measure  $F_L$

# HERA status and plans

INTEGRATED LUMINOSITY (06.06.06)

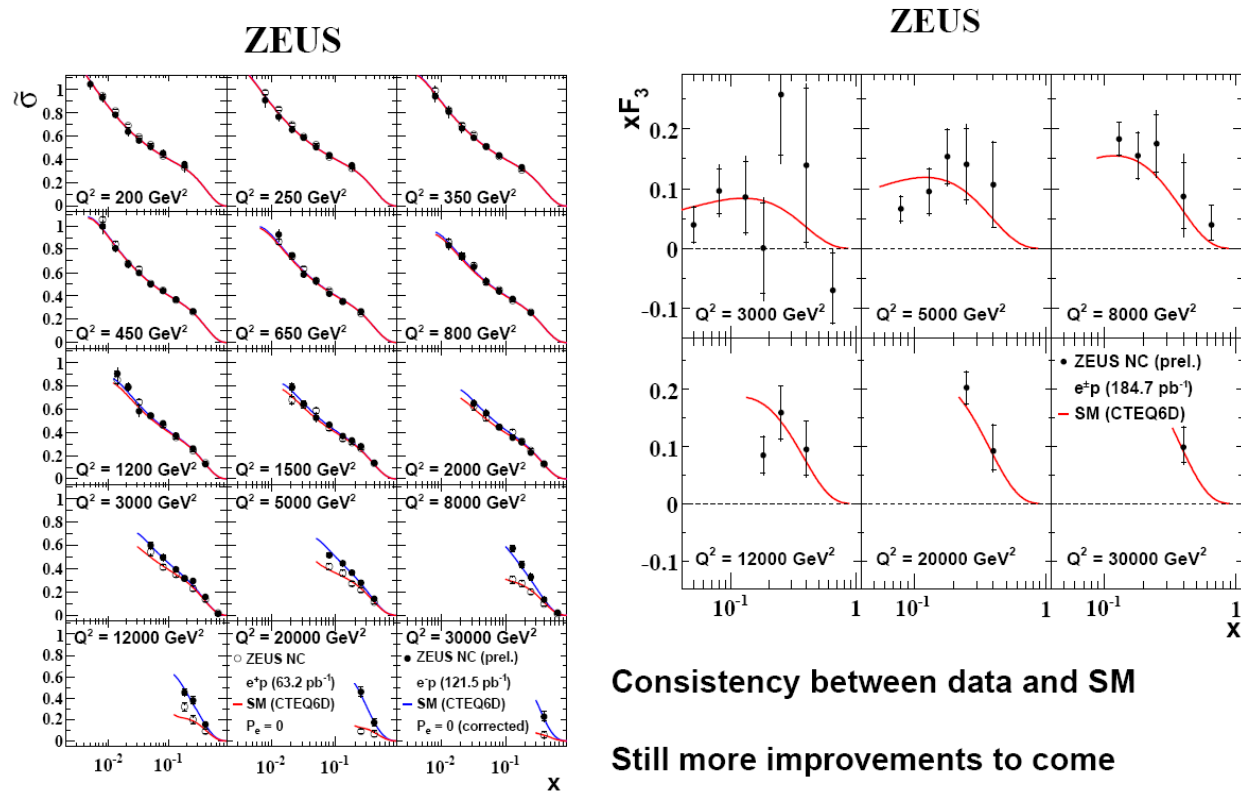


2004 —  $e^+$ , 2005/06 (so far) —  $e^-$ . Plan to switch back to  $e^+$  end of June, stay with  $e^+$  till the end of operation (end of June 07). Estimated  $20 \text{ pb}^{-1}$  per month.

Take 3 months low proton energy run to collect  $10 \text{ pb}^{-1}$  of data for  $F_L$  measurement.

# New results with HERA-II data

## Neutral current cross sections



Preliminary measurement of  $x F_3$  is also reported by H1. Not so low  $x$  so far ...

# Status of $F_2$ analysis for low $Q^2 < 100 \text{ GeV}^2$

Goal: to get cross section measurement with  $\sim 1\%$  precision.

- (H1) Uses data collected in 2000, HERA-I configuration.
- Data calibration, alignment, selection efficiency under control.

In progress:

- Improvement in luminosity determination. “Satellite bunch” correction, more differential calculation in order to perform detailed cross checks (e.g.  $F_2$  vs colliding bunch). Goal is to reach  $< 1\%$  luminosity uncertainty (currently  $1.4\%$ ).
- Improvement in MC simulation: better simulation of the detector underlying activity using events collected during the data taking with random triggers. Important for measurement at low  $y$ .

Time scale for publication: end of HERA running.

## Measurements at high $y$

High  $y$  cross section is sensitive to  $F_L$  and thus gives additional handle on the gluon density:  $\sigma_r = F_2 - \frac{y^2}{Y^+} F_L$

High  $y$  corresponds to scattered electron with low energy:  $y \sim 1 - E'_e/E_{beam}$ ; main problem of the analysis is photoproduction background.

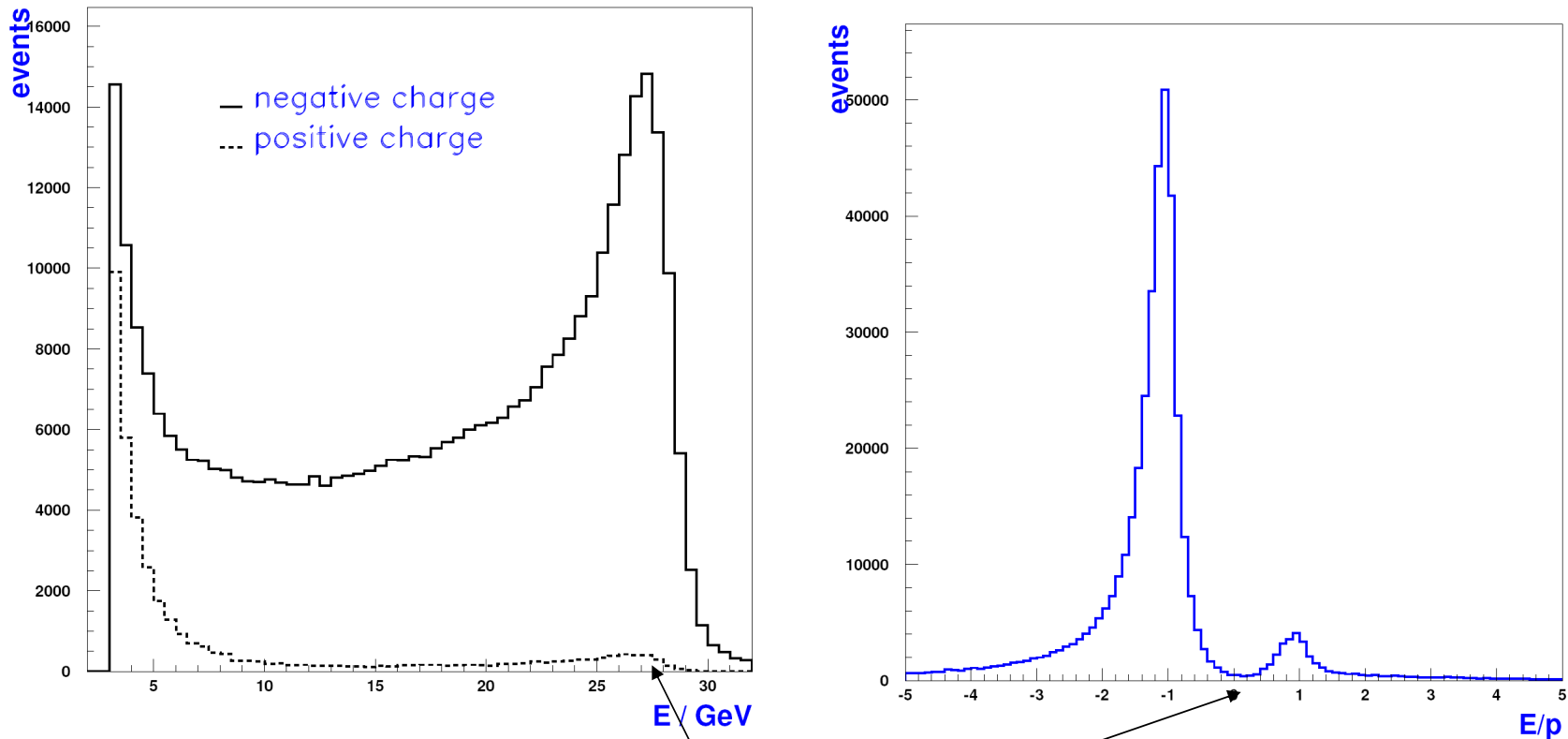
Key idea: measure background directly in data using tracks with wrong charge. Use data collected with  $e^+$  and  $e^-$  beams to check potential charge asymmetry of the background (may arise from difference of the detector response).

H1 uses central drift chambers to measure  $0.9 < y$  for  $Q^2 > 10 \text{ GeV}^2$ . Low electron energy triggers are difficult because of high background rate ( $\sim 100 \text{ Hz}$ ). Luminosity collected so far  $25 \text{ pb}^{-1}$  with  $e^+$  and  $45 \text{ pb}^{-1}$  with  $e^-$ .



# High $y$ analysis of HERA-II data

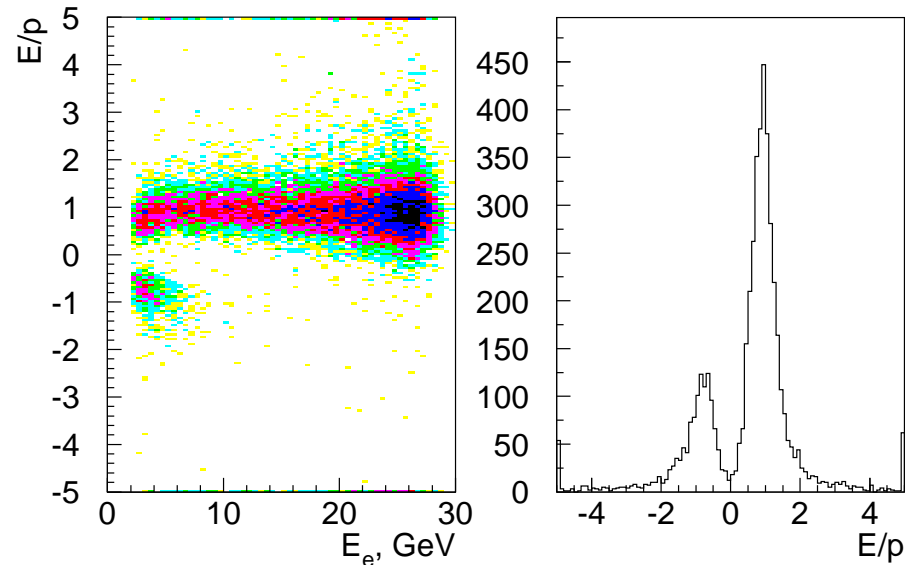
After all cuts ( $3 < E < 32$  GeV) - 2005



Worse charge determination

Estimated stat. uncertainty for  $0.9 < y < 0.75$  bins is  $\sim 1\%$ .

# Data 2006 — Backward Silicon Tracker



Scattered electron angles  $175^\circ < \theta_e < 170^\circ$  are covered in H1 by stand-alone silicon tracker (BST).

BST (together with FST) was re-installed in H1 during the shutdown. After a commissioning period, both trackers are fully operational. With an initial alignment charge determination in BST can be obtained.

Now taking the remaining  $e^-$  data ...

## Preparation to Low Energy Run

PRC has recommended to perform 3 months long low proton energy run to collect  $10 \text{ pb}^{-1}$  of data. Exact date for the run is being discussed. Two options: Jan 2007 or the last 3 months of HERA operation.

Meanwhile collaborations need to prepare for this run: trigger setup, special runs ... Special runs may include “shifted”  $Z_\nu$  run (by about 30 cm) at nominal  $E_p$  energy to equalize the acceptance such that the scattered electron for given  $Q^2$  reconstructs at the same spot in the calorimeter as for low  $E_p$  run.

Last year of HERA operation should bring many new exciting results.